



# Excited Explorers

All about us

## EXCITED EXPLORERS

© City of Melbourne 2015  
First published June, 2015  
ISBN: 978-1-74250-964-8

### About this project

The Picture Book Program 2015 is a partnership between two branches of City of Melbourne - Community Services (Family Services) and Arts and Culture (ArtPlay). The program is designed to engage families from within the municipality. It aims to encourage an awareness and enjoyment of literacy and the creative process, in a fun and supportive environment.

The art in this book was created by the attending children, using everyday materials, curiosity, and experimentation. The result is a book to be enjoyed again and again.

### Family Services

**Literacy Project Key Facilitator:** Tamara Hrabric-Krajcar  
**Consulting Author:** Maura Finn


### ArtPlay

**Program Manager:** Steph Urruty  
**Artist:** Amber Harris  
**Support Artist:** Reeham Hakem  
**Graphic Designer:** Kathy Holowko

### THE EXCITED EXPLORERS WHO MADE THIS BOOK

Aarav and Ritika  
Abigail-Susan and Betty  
Adhit and Deepa  
Akanksha and Anu  
Bhavika and Gayathri  
Dhruv and Nivedita  
Havya and Swapna  
Ishaan and Neelam  
Ishika and Srilakshmi  
Judith-Anne and Betty

Mustafa and Amna  
Rakshita and Nidhi  
Reesha and Komal  
Reeti and Deepshikha  
Rithika and Reshma  
Rohan and Leela  
Samyuktha and Susmitha  
Shayna and Saloni  
Sunniva and Ambalika  
Vihaan and Neha




# Excited Explorers



ARTPLAY

FAMILY SERVICES



**In the treetops  
overhead,  
spinning strands  
of silken thread.  
Catching flies,  
so patiently.  
Eight long legs...**

**Who  
can  
I  
be?**

**A SPIDER  
of course!**



**Wriggle, wriggle,  
to and fro.  
Through the  
soft brown earth I go.  
The garden  
is the place for me.  
Long and pink...**

**Who  
can  
I  
be?**



# **A WORM of course!**






**My hive has honey,  
warm and sweet.**


**A place where  
all the workers meet.  
Buzzing by so busily.  
Yellow stripes...**

**Who  
can  
I  
be?**

# A BEE of course!








**Smooth and slow,  
smooth and slow.  
Down the garden wall I go.  
I take my house  
along with me.  
Slimy trail...**

**Who  
can  
I  
be?**

# A SNAIL of course!





**A place to rest,  
a place to play.  
Our home is cozy,  
night and day.  
Two ears to hear,  
two eyes to see,  
two legs to stand...**



**Who  
can  
WE  
be?**

# It's US of course!

We all live in different homes, but we  
all share the same home: Planet Earth.





# ACTIVITIES

## LEAF RUBBINGS

An activity in exploring patterns

### You will need:

- Any thin sheet of paper
- Crayons or oil pastels
- Real leaves
- To encourage and support your child to take the lead

### Instructions:

Collect leaves of various shapes and sizes from the outdoors. Place a leaf bottom-side facing up on a flat surface. Put a thin sheet of paper on top of the leaf. Rub the side of a crayon or an oil pastel gently on the area over the leaf. Observe as part of the leaf shape starts to appear. Continue until you've rubbed over the entire leaf. Remove the leaf from under the paper. Repeat using other colours and other leaf shapes. You can also overlap the rubbings to create a leaf print collage.

### Exploring Tip

Take your paper and crayon outside. What other textures can you use to make a rubbing?



## SONGS WITH ACTIONS

An activity to explore movement and sound

### SPIDER

The incy wincy spider climbed up the water spout.  
(Alternately touch the thumb of one hand to the index finger of the other and "walk" the spider up.)  
Down came the rain and washed the spider out.  
(Wiggle your fingers down in front of you, simulating rain and then sweep your hands out.)  
Out came the sun and dried up all the rain,  
(Make a big circle over your head with your arms, simulating the sun.)  
And the incy wincy spider climbed up the spout again.  
(Left thumb to right index finger, right thumb to left index finger and "walk" the spider up.)



### WORM

A tiny, tiny worm  
(Wiggle index finger like a worm.)  
Wiggled along like this,  
Without a sound.  
It came to a tiny hole.  
(Make circle with your thumb and index finger.)  
A tiny hole in the ground.  
It wiggled right inside  
Without a sound.  
(Wiggle finger up baby's arm and tickle.)



## EARTH MANDALAS

An activity to explore the outdoors

### You will need:

- A container that your child can easily hold and carry
- Different coloured and sized leaves, sticks, flowers, rocks and seed pods
- To encourage and support your child to take the lead

### Instructions:

Gather any natural objects that appeal to you. Once you have enough items, take the time to consider which ones to choose and where to place them in a circular pattern on a flat spot. Start your circle in an area which will allow your art work to grow over time. The act of mindfully walking in and out of the circle and placing the objects in a circular pattern helps children to focus into a quiet, relaxed state while they connect with the creative parts of their brains and themselves.



### Exploring Tip

Scavenger hunts help develop all of the five senses that children need to grow: sound, smell, touch, sight and taste.

### Exploring Tip

Try these songs with your children and share them with a friend.



### SNAIL

Slowly, slowly, very slowly goes the garden snail.  
(With thumb and pointer finger, slowly climb up your child's arm or leg.)  
Slowly, slowly, very slowly up the garden trail.  
(Start climbing up again.)  
Quickly, quickly, very quickly goes the little mouse!  
(With thumb and pointer finger, quickly climb up your child's arm or leg.)  
Quickly, quickly, very quickly up into her house!  
(Start climbing up again and with all your fingers tickle up child's body.)




### BEE

Here is the beehive.  
Where are the bees?  
(Hold up fist.)  
Hidden away,  
where nobody sees.  
(Move other hand around fist.)  
Watch and you'll see them  
come out of the hive.  
(Bend head close to fist.)  
One, two, three, four, five.  
(Hold fingers up one at a time.)  
Bzzzzzzzz... all fly away!  
(Wave fingers.)



### HOME

Build a house with five bricks,  
One, two, three, four, five. (Fists on top of one another.)  
Put a roof on top (Raise both arms above head with fingers touching.)  
And a chimney too, (Straighten arms.)  
Where the wind blows through...  
WHOO! WHOOOO! (Blow hard or whistle.)



**Busy in our garden homes.  
Look close and you will see,  
Wriggling...  
Buzzing...  
Sliding...  
Spinning...  
Can you guess who we  
might be?**

**The natural  
environment provides  
an endless source of  
wonder for young children.  
The opportunity to explore and  
discover these surroundings  
will ignite their curiosity and  
create a solid connection to  
the world in which we live.**

ISBN: 978-1-74250-964-8