

# CITY OF MELBOURNE'S EVOLUTION OVER 20 YEARS

Over the past 20 years, the City of Melbourne has continued to grow as the state's most important employment location. Additionally over that time the city has grown as a place to live, study and play

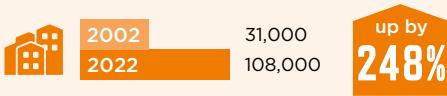
## WHAT IS CLUE?

The Census of Land Use and Employment (CLUE) provides a portrait of the changing nature of life in our city.

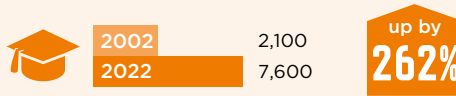
For more information and other reports visit [melbourne.vic.gov.au/clue](http://melbourne.vic.gov.au/clue)

## A PLACE TO LIVE

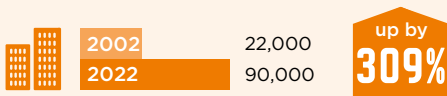
### Total dwellings



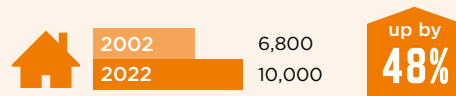
### Student apartments



### Residential apartments

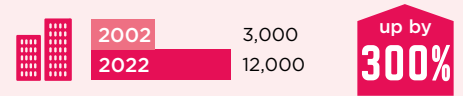


### Houses/townhouses

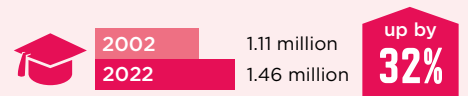


## STUDY

### Student accommodation beds

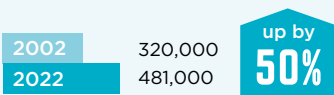


### Education and research space (m<sup>2</sup>)



## WORK

### Jobs



### Businesses

Includes small, medium, large and unmanned businesses



### Jobs in top employing sectors

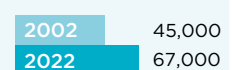
#### Public admin and safety



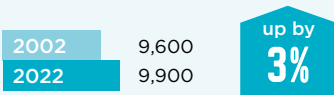
#### Business services



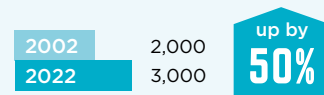
#### Finance and insurance



### Small businesses



### Medium and large businesses



### Jobs in priority sectors for trade and investment

#### Biotech



#### ICT



#### Advanced manufacturing



## PLAY

### Cafes and restaurants



### Parks and reserves (m<sup>2</sup>)



### Occupied retail space (m<sup>2</sup>)



### Indoor and outdoor entertainment space (m<sup>2</sup>)



## JOBS BY LOCATION

