

**Management report to Council****Agenda item 6.2****Quarterly performance reporting – Council Plan Major Initiatives, Finances and Capital Program****Council****Presenter:** Alison Leighton, Chief Executive Officer**27 February 2024****Purpose and background**

1. The purpose of this report is to inform the community of the performance of the Council at the end of the second quarter of the financial year, as set out in the attachments, outlining:
  - 1.1. Council's quarterly performance against the Council Plan 2021–2025 strategic objectives.
  - 1.2. The quarterly financial performance of the Council Works program, including the progress of Council's major projects.
  - 1.3. The quarterly financial performance of the Council and Budget, in accordance with the *Local Government Act 2020 (Act)*.

**Key issues**

2. This report provides an overall view of Council performance and delivery against our Council Plan 2021-2025, Council Works program and the Annual Budget 2023-2024.
3. Attached are the:
  - 3.1. Council Plan quarter two summary report (Attachment 2).
  - 3.2. Council Plan quarter two performance report (Attachment 3).
  - 3.3. Council Works Program quarter two summary report (Attachment 4).
  - 3.4. Council Works Program quarter two report – record of program adjustments (Attachment 5).
  - 3.5. Financial Performance Summary Report and Budget for quarter two (Attachment 6).
  - 3.6. Financial Performance Report for quarter two (Attachment 7).
  - 3.7. Supplementary Valuations Report (Attachment 8).
  - 3.8. Overview of Supplementary Valuations Returns (Attachment 9).
4. Achievements in the delivery of the Council Plan 2021-2025 for this quarter include:
  - 4.1. (under 'Economy of the future') Now or Never Festival 2023 received much praise from media outlets, including extensive TV coverage bringing in approximately 150,000 visitors to the city, resulting in \$13.8 million in economic impact.
  - 4.2. (under 'Melbourne's unique identity and place') naarm ngarru Library and Family Services formally opened to the community in November. A Council stakeholder event was held on 23 November and attended by the city's business and community stakeholders, government partners and key project members including Aboriginal artists. A community open day was held on 25 November with over 1500 visits and 80 new library memberships on the day.
  - 4.3. (under 'Aboriginal Melbourne') 'Truth-telling talks – Yalinguth by the Birrarung' was launched on 21st October at Birrarung Marr as part of the Melbourne Fringe Festival, winning the award for 'Best Words and Ideas'.
  - 4.4. (under 'Climate and Biodiversity Emergency') The FOGO high-rise pilot continues, with 15 tonnes of food waste diverted from the existing dehydrator machines. Officers have presented to three Owners Corporation (OC) meetings to enlist buildings in the pilot expansion, and the OCs are currently reviewing the memorandum of understanding

- 4.5. (under 'Access and Affordability') The Elizabeth Street Pop-up library closed on Sunday 19 November 2023 after operating successfully for two years from 15 November 2021. It attracted 47,815 visitors during this period. The shopfront has transitioned to the Creative Spaces program under a two-year arrangement.
  - 4.6. (under 'Safety and Wellbeing') In anticipation of Christmas and New Year celebrations, the Rapid Response Clean Team highlighted 36,000 m<sup>2</sup> of pavements that underwent pressure washing in the first half of December. Furthermore, over 100 m<sup>2</sup> of high access graffiti, including that along Sandridge Bridge, was successfully removed.
5. The financial year 2023-24 capital works portfolio consists of 158 programs and projects with a Council approved budget of \$289 million. This budget comprises \$274 million capital works (\$217.6 million new works and \$58.8 million renewals works) and \$12.6 million maintenance works. This budget includes \$34.5 million approved carried forward from the last financial year 2022-23.
    - 5.1. During the second quarter, there were portfolio adjustments of \$5.34 million with an adjusted budget of \$295.3 million. The year-to-date delivery is \$104 million, which is 85 per cent of the year-to-date planned value (\$122.4 million). The variance of the year-to-date spending from the year-to-date budget is \$18.4 million.
    - 5.2. Key project adjustments included:
      - 5.2.1. Southern site cable relocation of \$3,460,211 for relocating high voltage cable and hydrology works.
      - 5.2.2. Make Room Refurbishment from \$12,000,000 to \$13,500,000 to cover a milestone payment based on the current budget forecasting.
      - 5.2.3. Christmas Festival Decorations Program (Maintenance) from \$2,100,000 to \$2,600,000 to deliver the full scope of the Christmas Decorations Program.
      - 5.2.4. Parking Technology Services from \$662,588 to \$1,084,234 to deliver additional contract scope.
      - 5.2.5. Gateway to GMH Turner Street Works from \$797,473 to \$1,058,628 to complete the shared path delivery and installation of smart poles.
    - 5.3. A number of key projects reached significant milestones, including the opening of the naarm ngarrgu Library and Family Services and Queen's Food Hall at the Queen Victoria Market.
    - 5.4. Projects with key variances include Queen Victoria Market Precinct Renewal project (\$6.96 million underspend) due to timing of consultant services and building works, Technology and Digital Innovation programs (\$2.88 million underspend) due to market forces and resourcing restraints, Kensington Community Recreation Centre (\$2.62 million underspend), Cycle Infrastructure (\$1.5 million underspend), Technology Modernisation renewal (\$1.27 million ahead).
    - 5.5. Both renewal and maintenance programs / projects are tracking along their planned budgets, and capital works delivery is approximately 80 per cent of the planned value.
    - 5.6. Currently, four projects have reported overall RAG status as red, with 36 projects as amber.
  6. The result from ordinary activities for the second quarter ending 31 December 2023 (excluding gain on disposal of properties) was an underlying surplus of \$6.2 million, \$9.0 million favourable versus a Budget deficit (\$2.8 million). The favourable variance is due mainly to favourable operating revenue in building and planning fees (\$1.5 million), higher events related income (\$0.9 million), higher food registration fees (\$0.8 million), lower than expected parking infringement provisioning (\$2.6 million), and lower street cleaning, maintenance and IT costs (\$3.2 million).

## Recommendation from management

7. That Council:
  - 7.1. Notes the Council Plan 2021-2025 quarter two summary report and performance report (refer Attachments 2 and 3 of the report from management) and the proposal to publish this information on the City of Melbourne website, authorising the Chief Executive Officer to make any further minor editorial changes to the report prior to publication.
  - 7.2. Notes the 2023-2024 Council Works Program quarter two summary report (Attachment 4 of the report from management).
  - 7.3. Approves program adjustments in the Council Works Program, within the overall adopted budget funding envelope, as follows (Attachment 5 of the report from management):
    - 7.3.1. New budget allocation for
      - 7.3.1.1. Southern site cable relocation of \$3,460,211 for relocating high voltage cable and hydrology works. \$2,602,441 is an accounting adjustment for high voltage cable works by CitiPower and \$858,000 is a variation to the project to undertake hydrology works.
    - 7.3.2. Additional budget from external funding for
      - 7.3.2.1. Roadway renewal from \$3,000,000 to \$3,539,112 – received from the Federal Government as part of the Local Roads and Community Infrastructure Grant and from developers for road renewal works adjacent to their building sites.
      - 7.3.2.2. 271 Collins St office tenancy fitout from \$485,000 to \$780,000 – received from the Melbourne City Revitalisation Fund to cater for delivery cost.
      - 7.3.2.3. Major streetscape improvements from \$5,000,000 to 5,072,727 – received from Banco Group as a contribution to the streetscape upgrade works.
    - 7.3.3. Additional budget from internal funding for
      - 7.3.3.1. Make Room Refurbishment from \$12,000,000 to \$13,500,000 to cover a milestone payment based on the current budget forecasting.
      - 7.3.3.2. Christmas Festival Decorations Program (Maintenance) from \$2,100,000 to \$2,600,000 to deliver the full scope of the Christmas Decorations Program.
      - 7.3.3.3. Parking Technology Services from \$662,588 to \$1,084,234 to deliver additional contract scope.
      - 7.3.3.4. Gateway to GMH Turner Street Works from \$797,473 to \$1,058,628 to complete the shared path delivery and installation of smart poles.
      - 7.3.3.5. Urban Forest Health (Pest and disease management) from \$340,000 to \$444,050 for the maintenance of 180 above-ground planters in parklets throughout the FY2023/24.
      - 7.3.3.6. Banner Pole Renewal - from \$20,000 to \$100,000 for design development and trial of banner poles.
      - 7.3.3.7. Birrarung Trial Floating Wetland - from \$55,000 to \$105,000 to fund additional planting and the reinforcement of edges of Docklands and Turning basin sites.
    - 7.3.4. Reduce budget for
      - 7.3.4.1. Community Sports Pavilion Upgrade (Ryder Pavilion) - from \$2,750,000 to \$1,250,000 to defer part of the project cost from FY23/24 to FY24/25.

- 7.3.5. Notes funding and accounting adjustments for:
- 7.3.5.1. Princes Bridge bluestone repair works transferred \$370,000 to the Cycle Infrastructure program to support the consolidation of projects within the overarching program.
  - 7.3.5.2. The new Cycle Infrastructure program following the transfer of \$370,000 from Princess Bridge Bluestone Repair works, now equates to \$2,353,208.
  - 7.3.5.3. Princes Bridge bluestone repair works for \$1,010,000 to consolidate project budget and to improve the visibility of the program.
  - 7.3.5.4. Princes Bridge bluestone repair works for transfer of \$370,000 to Cycle Infrastructure to align with Parking Levy Agreement.
  - 7.3.5.5. Bedford Street Pocket Park to include the grant provision of \$962,700 and reduce the Public Open Space Reserve allocation
  - 7.3.5.6. New Climate Adaptation Urban Landscapes for transfer of \$447,035 to Bedford Street Pocket Park.
  - 7.3.5.7. Property services renewal works for transfer of \$60,000 to Lady Huntingfield Childcare to provide a safe outdoor play space.
- 7.4. Notes the 2022–23 second quarter Financial Performance Report (Attachments 6 to 9 of the report from management)
- 7.5. Notes, as at the end of the second quarter, as per Section 97 (3) of the *Local Government Act 2020*, the Chief Executive Officer is of the opinion a revised Budget is not required as our borrowing position is expected to be within budgeted expectation

**Attachments:**

- 1. Supporting Attachment (Page 5 of 54)
- 2. Council Plan quarter two summary report (Page 6 of 54)
- 3. Council Plan quarter two performance report (Page 7 of 54)
- 4. Council Works Program quarter two summary report (Page 26 of 54)
- 5. Council Works Program quarter two report – record of program adjustment (Page 33 of 54)
- 6. Financial Performance Report and Budget for quarter two (Page 37 of 54)
- 7. Financial Performance Report for quarter two (Page 38 of 54)
- 8. Supplementary Valuations Report (Page 52 of 54)
- 9. Overview of supplementary valuations returns (Page 53 of 54)

## **Supporting Attachment**

---

### **Legal**

1. Section 97(1) of the *Local Government Act 2020* (Act) provides that as soon as practicable after the end of each quarter of the financial year, the Chief Executive Officer must ensure that a quarterly budget report is presented to a Council meeting which is open to the public.
2. Section 97(2) of the Act provides that the Report must include:
  - 2.1. a comparison of the actual and budgeted results to date
  - 2.2. an explanation of any material variations
  - 2.3. any other matters prescribed by regulations under the Act (none at present)
3. Section 97(3) of the Act provides that the second quarterly report of a financial year must include a statement by the Chief Executive Officer as to whether a revised budget is, or may be, required.

### **Finance**

4. The financial implications are detailed in the body of the report and attachments.

### **Conflict of interest**

5. No member of Council staff, or other person engaged under a contract, involved in advising on or preparing this report has declared a material or general conflict of interest in relation to the matter of the report.

### **Health and Safety**

6. In developing this proposal, no Occupational Health and Safety issues or opportunities have been identified.

### **Stakeholder consultation**

7. Not applicable.

### **Relation to Council policy**

8. The report provides an update on progress towards delivering the Council Plan 2021–2025.

### **Environmental sustainability**

9. Environmental sustainability issues or opportunities are not directly related to this report, but are covered as part of the matters raised in the attachments to this report.

## Council Plan quarter two summary report October to December 2023

### Background

1. The Council endorsed the City of Melbourne's Council Plan 2021–25 (including the Public Health and Wellbeing Plan) on 29 June 2021.
2. The Council Plan outlines the Council's commitment to the community, including Council's four-year strategic objectives, priorities, major initiatives and indicators of success.
3. Each year, as required under the *Local Government Act 2020*, the Council produces a public annual report of progress on the implementation of the Council Plan.
4. In addition, the City of Melbourne provides a quarterly public progress report on the implementation of major initiatives under each Council strategic objective. This enables the Council to provide a regular account of performance to the community while highlighting any notable achievements or issues.

### Key issues

5. The public quarterly report for the period October to December 2023 is attached, covering progress against the Council's strategic objectives; these being:
  - 5.1. Economy of the future
  - 5.2. Melbourne's unique identity and place
  - 5.3. Aboriginal Melbourne
  - 5.4. Climate and biodiversity emergency
  - 5.5. Access and affordability
  - 5.6. Safety and wellbeing.
6. The majority of the 52 major initiatives are on track, with one completed in the 2021–22 financial year, one completed in 2022–23 financial year and one discontinued at the end of the 2022–23 financial year. Ten initiatives are delayed, although the delivery of all major initiatives within the Council Plan term is on track.
7. The quarterly report for October to December 2023 will be made available on the City of Melbourne website.

## Strategic Objective: Economy of the Future

We will focus on driving economic recovery and creating the conditions for a strong, adaptive, sustainable and thriving future city economy supported by a diverse mix of industries and jobs that provide dignity and opportunity.

### Key developments this quarter (October to December 2023)

#### What we achieved against our Strategic Objective:

- The Small Business Grant Program received significant attention with 24 recommendations, prioritising businesses in long-vacant shopfronts.
- The Dusk till Dawn program successfully delivered 15 activations by October, with diverse events like Diwali and MicroAdventures.
- The Twilight Trade pilot by the Australian Retailers Association, along with the Christmas in the City campaign, showcased a commitment to community engagement and festive activities.
- Over 1500 international students were engaged through the My Melbourne program and activities at The Couch, who, along with Victoria University and the Overseas Vietnamese group celebrated a series of events for International Student Day.
- Now or Never Festival 2023 received much praise from media outlets, including extensive TV coverage bringing in approximately 150,000 visitors to the city, resulting in \$13.8 million in economic impact.
- Micro-Labs completed its pilot period. The space had 23,000 visits, hosted 500 events, and 80 different organizations booked the space. The most popular activities were community events and workshops, followed by meetings and coworking, highlighting the community's appetite for connecting and learning.









#### Risks and issues this quarter

Delivery of our major initiatives within the Council Plan term is on track.










The major initiatives we're delivering	Council's role	Progress on meeting our milestones for 2023-24	Confidence in delivery by Council Plan term end
Continue to strengthen Melbourne's economic recovery, including through precinct activation, interventions to reduce shopfront vacancies and initiatives to grow the night time economy.	Deliver	On track	<input checked="" type="checkbox"/>
Make it easier to establish and run a business in Melbourne and through Invest Melbourne facilitate headquarter attraction, business support and fast-tracked permits.	Deliver	On track	<input checked="" type="checkbox"/>
Drive economic growth and resilience by implementing the <u>Economic Development Strategy</u> , focusing support on existing and emerging industry sectors. This will include close collaboration with industry and universities, development of globally competitive innovation districts (particularly in our renewal areas), strengthening of the creative sector, facilitation of digital and technology innovation, support for re-establishment of international education and efforts to unlock climate capital.	Deliver Partner	On track	<input checked="" type="checkbox"/>
Work in partnership with the Victorian Government and other stakeholders to advocate for and deliver integrated high-quality public and active transport in urban renewal areas including Melbourne Metro 2, tram to Fishermans Bend and tram to connect the Arden precinct.	Partner	On track	<input checked="" type="checkbox"/>
Establish Experience Melbourne and refresh the program of City of Melbourne-owned and <u>sponsored events</u> to maximise opportunities to drive visitation and spend. The program will be diverse, accessible and affordable, and showcase Melbourne's unique culture and creative strengths.	Deliver Partner	On track	<input checked="" type="checkbox"/>

The major initiatives we're delivering	Council's role	Progress on meeting our milestones for 2023-24	Confidence in delivery by Council Plan term end
Market and promote Melbourne as a great place to live for all, while ensuring key workers have access to affordable housing.	Deliver	Completed	✓
Increase visitation to Docklands by partnering with the Victorian Government and key stakeholders to enable reconstruction and redevelopment in Central Pier and surrounds.	Partner Advocate	On track	✓
Review Melbourne's international relationships to optimise future and existing partnerships to enable mutual growth and opportunity.	Deliver	On track	✓
Partner with industry to support the development of globally competitive innovation ecosystems, including through international engagement, emerging technology trials and digital infrastructure delivery.	Partner Deliver	On track	✓
Develop a corporate strategy for the City of Melbourne to drive exemplary customer service, digitise services and operations, improve productivity and identify new revenue opportunities.	Deliver	On track	✓
Embed the <u>Sustainable Development Goals</u> in the way City of Melbourne plans, prioritises its investments, reports and benchmarks against other cities.	Deliver	On track	✓

### How we're tracking based on our measures of success:

Strategic indicator	Target or desired trend	Previous result, where available	Latest result	Comments on new results this quarter
 <b>Capital city gross local product.</b>	 Increase	\$107.4 billion (2022)	\$114.0 billion (2023)	No new results this quarter. Result reported annually, at financial year end.
 <b>Number of businesses in the municipality.</b>	 Increase	14,513 (2022)	13,829 (2023)	No new results this quarter. Result reported annually, at financial year end.
 <b>Number of startups in the municipality.</b>	 Increase	1180 (2022)	1251 (2023)	No new results this quarter. Result reported annually, at financial year end.
 <b>Vacancy rate of retail premises.</b>	Decrease 	13.8% (Q1)	12% (Q2)	Shopfront vacancies continue to decline steadily from a peak of 31 per cent in November 2021 to 12 per cent in December 2023.



Strategic indicator	Target or desired trend	Previous result, where available	Latest result	Comments on new results this quarter
 <p>Proportion of residents employed in the municipality.</p>	 <p>Increase</p>	54.9% (2016)	57.6% (2021)	No new results this quarter. Result reported every five years.
 <p>Gross local product per capita per person employed.</p>	 <p>Increase</p>	\$230,741 (2021-22)	\$237,200 (December 2022)	No new results this quarter. Result reported annually.
 <p>Number of jobs in the municipality.</p>	 <p>Increase</p>	465,600 (2021-22)	480,600 (2022-23)	No new results this quarter. Result reported annually, at financial year end.
 <p>Number of visitors to the municipality.</p>	 <p>Increase</p>	6,318,523 (Mar 2022)	12,367,872 (Mar 2023)	No new results this quarter. Result reported annually.
 <p>Planning applications decided within required timeframes.</p>	100%	72.7% (Q1)	69.78% (Q2)	<p>Number of planning application decisions made within 60 days (regular permits): 147</p> <p>Number of VicSmart permit decisions made within 10 days: 40</p> <p>Total decisions/permits within time frame: 187</p> <p>Total decisions made: 219</p>

## Strategic Objective: Melbourne's Unique Identity and Place

We will celebrate and protect the places, people and cultures that make Melbourne a unique, vibrant and creative city with world-leading liveability.

### Key developments this quarter (October to December 2023)

#### What we achieved against our Strategic Objective:

- The new Queen's Food Hall was opened by the Lord Mayor in November. The new destination will complement and enhance the market's established offering of fresh produce, specialty goods, food and coffee by providing the perfect place for visitors to sit and enjoy delicious food and beverages while soaking up the atmosphere.
- Melbourne Fashion Week was successfully delivered with sell-out shows and strong media coverage throughout the week, with about 150,000 attendees.
- Naarm ngarru Library and Family Services in the Queen Victoria Market precinct was formally opened to the community in November. A Council stakeholder event was also held, and was attended by the city's business and community stakeholders, government partners and key project members including Aboriginal artists. Additionally, a community open day had 1500 visitors, with 80 new library memberships.
- Construction commenced for the Bedford Street Pocket Park in North Melbourne, and the first stage of community engagement for the Miles and Dodds St Reserve expansion project in Southbank also started in November.
- Six events were sponsored via the Event Partnership Program, including a number of cultural events: Victorian Festival of Diwali, Polish Festival, African Music & Cultural Festival, Lankan Fest, and Melbourne Italian Fiesta with a new event, River Riffs held in Batman Park.
- Southbank Boulevard received a National Award of Excellence for Civic Landscape Architecture, while Lincoln Square received a National Landscape Architecture Award for Playspaces. Additionally, The Victorian Family Violence Memorial earned National Landscape and Architecture Awards.

### Risks and issues this quarter

Challenges facing the construction sector due to rising costs continue to impact delivery timelines for the Queen Victoria Market Precinct Renewal.

There is a high-level of uncertainty regarding property availability in Southbank and urban renewal areas.

Delivery of our major initiatives within the Council Plan term is on track.

The major initiatives we're delivering	Council's role	Progress toward milestones for 2023-24	Confidence in delivery by Council Plan term end
Partner with the Victorian Government and other stakeholders to deliver specific components of <u>Greenline</u> along the north bank of the Yarra River (including the implementation of the Yarra River – Birrarung Strategy).	Deliver Partner	On track	<input checked="" type="checkbox"/>
Protect <u>Queen Victoria Market</u> as a traditional open-air market, through heritage restoration and the provision of essential services and facilities that enhance the customer and trader experience, including projects such as the Shed Restoration, Food Hall, Trader Shed, Market Square, waste and logistics facility and future developments to the south of the market.	Deliver	Delayed	<input checked="" type="checkbox"/>

The major initiatives we're delivering	Council's role	Progress toward milestones for 2023-24	Confidence in delivery by Council Plan term end
Deliver <a href="#">Queen Victoria Market</a> precinct improvements through quality public open space, new connections to the city, community services and facilities such as the Munro Community Hub.	Deliver Partner	On track	✓
Deliver public art projects that reflect Melbourne's unique culture and heritage, attract visitors to the city and help stimulate our city's recovery.	Deliver	On track	✓
Increase the amount of public open space in the municipality with a focus on areas of greatest need, such as Southbank and emerging urban renewal areas.	Deliver	Delayed	✓
Play a lead role in facilitating the delivery of high-quality and climate adapted urban renewal in <a href="#">Arden</a> and <a href="#">Macaulay</a> , <a href="#">Fishermans Bend</a> , and Docklands to deliver the emerging and future neighbourhoods of Melbourne in partnership with the Victorian Government and other partners. In Arden and Fishermans Bend, realise the place and investment conditions to support globally competitive innovation districts.	Partner (with Victorian Government)	Delayed	✓
Facilitate increased investment in unique Melbourne events to further activate and celebrate the city.	Partner	On track	✓
Celebrate, partner and advocate for investment in the city's three key waterways, the <a href="#">Yarra River-Birrarung</a> , the Maribyrnong and Moonee Ponds Creek, to connect these key recreational and biodiversity assets of our city.	Partner Advocate	On track	✓
Adopt Municipal Planning Strategy and associated City Spatial Plan. Advance municipal-wide policy for priority matters, including signage, urban design and infrastructure funding.	Deliver	Delayed	✓
Complete heritage reviews and implement associated planning scheme amendments to protect and celebrate heritage in our municipality.	Deliver	On track	✓
Champion high-quality development and public realm design through delivery of the <a href="#">Design Excellence Program</a> , including implementing the Melbourne Design Review Panel, Design Excellence Advisory Committee and Design Competition Guidelines.	Deliver	On track	✓

### How we're tracking based on our measures of success:

Strategic indicator	Target or desired trend	Previous result, where available	Latest result	Comments on new results this quarter
---------------------	-------------------------	----------------------------------	---------------	--------------------------------------



Proportion of residents within 300m of public open space. ♥
















Increase

96.3%  
(2022)

94.7%  
(2023)

No new results this quarter. Result reported annually, at financial year end.

Strategic indicator	Target or desired trend	Previous result, where available	Latest result	Comments on new results this quarter
 <p>Proportion of people surveyed who visit a park in the municipality on a regular basis. ♥</p>	 <p>Increase</p>	84.5% (2022)	87.5% (2023)	No new results this quarter. Result reported annually, at financial year end.
 <p>Area of new public open space in Southbank.</p>	1.1ha by 2025	0ha (2022)	0.44ha (2023)	No new results this quarter. Result reported annually, at financial year end.
 <p>Neighbourhoods in the municipality with up-to-date local heritage studies and controls</p>	100%	43% (2022)	57% (2023)	No new results this quarter. Result reported annually, at financial year end.
 <p>Proportion of people who support the city being made up of different cultures. ♥</p>	100%	94.2% (2022)	95.2% (2023)	No new results this quarter. Result reported annually, at financial year end.
 <p>Value of the creative sector to the local economy.</p>	 <p>Increase</p>	\$7.37 billion Gross Value Added (2022)	\$7.54 billion Gross Value Added (2023)	No new results this quarter. Result reported annually, at financial year end.
 <p>The area of creative spaces in the municipality.</p>	 <p>Increase</p>	1,041,171 m <sup>2</sup> (2020-21 data)	1,004,589 m <sup>2</sup> (2021 Census)	No new results this quarter. Result reported annually, at financial year end.

Strategic indicator	Target or desired trend	Previous result, where available	Latest result	Comments on new results this quarter
 <p>The number of artists supported by City of Melbourne through city planning, design and city operations.</p>	 <p>Increase</p>	14 (2022)	185 (2023)	<p>No new results this quarter. Result reported annually, at financial year end.</p>
 <p>The number of design reviews of major projects.</p>	 <p>Increase</p>	18 (Q1)	18 (Q2)	<p>A total of 18 design reviews of major projects were recorded in Q2, this includes:</p> <ul style="list-style-type: none"> <li>• 3 projects reviewed by the Melbourne Design Review Panel</li> <li>• 15 projects reviewed through design referral processes including (5 planning applications of high significance, 10 planning applications of medium significance)</li> </ul>

## Strategic Objective: Aboriginal Melbourne

For the Wurundjeri, Bunurong, Taungurung, Dja Dja Wurrung and Wadawurrung peoples of the Eastern Kulin, the place now known as Melbourne has always been an important meeting place and location for events of political, cultural, social and educational significance. We will ensure that First Peoples' culture, lore, knowledge, and heritage enrich the city's growth and development.

### Key developments this quarter (October to December 2023)

#### What we achieved against our Strategic Objective:






- The Stolen Generations Marker reached another milestone in November when a successful expressions-of-interest campaign led to a shortlist of artists who will go through to the next phase of the selection process.
- Continued work on App scoping includes background research on education resources to inform Traditional Owner consultations. A meeting with the Wurundjeri Woi-wurrung Cultural Heritage Aboriginal Corporation was held to progress the next steps of the project.
- 'Truth-telling talks – Yalinguth by the Birrarung' was launched on 21st October at Birrarung Marr as part of the Melbourne Fringe Festival, winning the award for 'Best Words and Ideas'. Developed by Storyscape and Wurundjeri Woi-wurrung Elders, it tells important stories along the Birrarung from Enterprise Park to the MCG.
- Continue to revise Aboriginal Community engagement protocols for the development of a governance framework that will lead to better coordination and outcomes with traditional owners.

### Risks and issues this quarter

The work on governing with First Nations is being re-scoped. Senior management changes at the traditional owner Corporations have not allowed the progress of an annual gathering of the Eastern Kulin. Delivery of our major initiatives within the Council Plan term is on track.

The major initiatives we're delivering this year	Council's role	Progress on meeting our milestones for 2023-24	Confidence in delivery by Council Plan term end
Explore and deliver opportunities for 'truth-telling' to facilitate learning, healing, and change within Melbourne and beyond. This will be an opportunity to impart knowledge of thousands of years of rich history, language and stories, as well as provide a form of restorative justice by acknowledging Aboriginal peoples' experiences of dispossession and inequity.	Partner	On track	☑
Implement the Declaration of Recognition and Commitment in good faith which signals and elevates the City of Melbourne's shared commitment for reconciliation across the whole of the organisation.	Deliver	Completed	☑
Govern with Sovereign First Nations to enable true self-determination, where deliberative engagement is proactive, responsive and consistent.	Deliver	Delayed	☑
Commence planning for a co-designed First Nations Cultural Precinct with First Peoples – a place to retain, maintain and recreate in a culturally specific geography, where First Peoples can practice continuity of customs and traditions, through uninterrupted connection to lands and waters.	Partner	Closed	☒
Support a partnership forum – an annual gathering of the Eastern Kulin (noting the history of Tanderrum).	Partner	Delayed	☑

## How we're tracking based on our measures of success:

Strategic indicator	Target or desired trend	Previous result, where available	Latest result	Comments on new results this quarter
 <p><b>Proportion of people surveyed who demonstrate an understanding of Melbourne's Aboriginal heritage and culture.</b></p>	100%	19% (2022)	21% (2023)	<i>No new results this quarter. Result reported annually, at financial year end.</i>
 <p><b>Proportion of people surveyed who believe the relationship with Aboriginal people is important. ♥</b></p>	100%	94% (2022)	93% (2023)	<i>No new results this quarter. Result reported annually, at financial year end.</i>
 <p><b>Delivery of the City of Melbourne's Reconciliation Action Plan.</b> <small>(To enable meaningful data collection and reporting on a quarterly basis, the methodology has been changed. This means that comparison to periods prior to March 2023 is not possible).</small></p>	100%	80% (Q1)	89% (Q2)	At the finalisation of the RAP 73 deliverables were finalised, two were discontinued and 9 are delayed but will remain ongoing in 2024.
 <p><b>Level of involvement of Traditional Custodians in city governance.</b></p>	 <p>Increase</p>	65 (2021-22)	155 (2022-23)	<i>No new results this quarter. Result reported annually, at financial year end.</i>

## Strategic Objective: Climate and Biodiversity Emergency

We will prioritise our environment and take urgent action to reduce emissions and waste in order to protect public health, strengthen the economy and create a city that mitigates and adapts to climate change. The City of Melbourne declared a climate and biodiversity emergency in 2019.

### Key developments this quarter (October to December 2023)

#### What we achieved against our Strategic Objective:

- Both North Melbourne Baths and Carlton Baths are on track for electrification during this financial year, and North Melbourne Town Hall on track to be 100% gas free by the end of January.
- The Go Full Circle program, which up-skills local businesses in circular economy practices via mentoring and group workshops, concluded with an event on 2 November 2023 where course participants shared their journey, learnings and network with representatives from the Go Full Circle cohort and delivery team.
- The delivery of the Urban Forest Strategy remains on schedule, and extensive planning is underway for next year's planting programs, with replacement trees and sites for median remediation being scoped.
- The food organics garden organics (FOGO) high-rise pilot continues, with 15 tonnes of food waste diverted from the existing dehydrator machines. Officers have presented to three owners' Corporation meetings to enlist buildings in the pilot expansion, and the OCs are currently reviewing the memorandum of understanding.
- The Power Melbourne project and delivery of three community batteries by mid-2024 remains on track. Community engagement phase has wrapped up, with the final report revealing 88% support for community batteries across neighbourhoods.
- The Lord Mayor and senior City of Melbourne delegates have spoken at over 11 events on climate and heat, and received invitations to global climate conferences and city taskforces in late 2023.

### Risks and issues this quarter

The planning scheme amendment to improve the environmental performance of buildings has received authorisation from the Planning Minister, delay is now due to time required to complete further work relating to the assessment of submissions.











Delivery of our major initiatives within the Council Plan term is on track.











The major initiatives we're delivering	Council's role	Progress on meeting our milestones for 2023-24	Confidence in delivery by Council Plan term end
To enhance Melbourne's position as a global leader on climate action, we will undertake bold advocacy on behalf of our community.	Advocate	On track	✓
Create an enabling environment for Melbourne businesses and universities to become the employment centre of a resilient zero-carbon economy.	Partner	On track	✓
Progress a planning scheme amendment to improve the environmental performance of buildings, in order to reduce emissions to zero by 2040.	Deliver	Delayed	✓
Deliver on our Urban Forest Strategy including tree canopy, private greening incentives and city greening.	Deliver	On track	✓
Lead the reduction of food waste and diversion of waste from landfill, by continuing the food organics, green organics rollout through high-rise apartment innovation and by addressing food-waste reduction.	Deliver Partner	On track	✓



The major initiatives we're delivering	Council's role	Progress on meeting our milestones for 2023-24	Confidence in delivery by Council Plan term end
Support the development of a circular economy through bold leadership and community neighbourhood projects, including the container deposit scheme, alternative waste technologies, circular economy guidelines and partnered or aggregated demand to stimulate end markets.	Partner	On track	☑
Support the development of battery storage and renewable energy in the municipality through the Power Melbourne initiative.	Partner Advocate	On track	☑
Implement the Climate and Biodiversity Emergency action plan.	Deliver	On track	☑

### How we're tracking based on our measures of success:

Strategic indicator	Target or desired trend	Previous result, where available	Latest result	Comments on new results this quarter
 <b>Municipal greenhouse gas emissions.</b>	33% reduction (from 2015 baseline by 2025) 	4,231,629 tCO <sub>2</sub> -e <small>(calendar year data 2021)</small>	4,554,280 tCO <sub>2</sub> -e <small>(calendar year data 2022)</small>	<i>No new results this quarter. Result reported annually, at financial year end.</i>
 <b>On-road transport emissions.</b>	Decrease 	457,890 tCO <sub>2</sub> -e <small>(calendar year data 2021)</small>	481,833 tCO <sub>2</sub> -e <small>(calendar year data 2022)</small>	<i>No new results this quarter. Result reported annually, at financial year end.</i>
 <b>Installed battery storage capacity in the municipality.</b>	Increase 	163kW <small>(2022-23)</small>	179kW <small>(2023-24)</small>	<i>Updated result for Q2 2023/24. Data published by AEMO in September 2023..</i>
 <b>Household waste produced.</b>	10% reduction (by 2025) 	10,063 t (Q1)	10,815t (Q2)	Household waste produced during the quarter has increased with seasonal variation, and an increase in the number of high-rise buildings serviced by City of Melbourne during the period.
 <b>Municipal waste diverted from landfill.</b>	50% diversion (by 2025) 	29.2% (Q1)	29.2% (Q2)	The percentage of material diverted from landfill has remained consistent with the previous financial year. We anticipate an increase in this rate as we roll out new programs aimed at extracting organics from more households within multi-unit dwellings.

Strategic indicator	Target or desired trend	Previous result, where available	Latest result	Comments on new results this quarter
 <p>Percentage of alternative water used for Council's operations.</p>	 <p>Increase</p>	23% (2022)	23% (2023)	<i>No new results this quarter. Result reported annually, at financial year end.</i>
 <p>Percentage of total nitrogen removed from stormwater entering waterways.</p>	 <p>Increase</p>	13% (2022)	13% (2023)	<i>No new results this quarter. Result reported annually, at financial year end.</i>
 <p>Heat health alerts this year. ♥</p>	<p>Decrease</p> 	3 heat health alerts recorded (2022)	3 heat health alerts recorded (2023)	<i>No new results this quarter. Result reported annually, at financial year end.</i>
 <p>Percentage of tree canopy cover in the public realm. ♥</p>	27% (by 2025)	24.78% (2022)	24.82% (2023)	<i>No new results this quarter. Result reported annually, at financial year end.</i>
 <p>Number of trees planted in the municipality. ♥</p>	>2400 or = 3000	3041 (2021-22)	2554 (2022-23)	<i>No new results this quarter. Result reported annually, at financial year end.</i>
 <p>Area of native understorey habitat in the public realm.</p>	 <p>Increase</p>	489,943 m <sup>2</sup> (2021-22)	490,663 m <sup>2</sup>	<i>No new results this quarter. Result reported annually, at financial year end.</i>

## Strategic Objective: Access and Affordability

We will reduce economic and social inequality by ensuring universal access to housing, core services and information.

### Key developments this quarter (October to December 2023)

#### What we achieved against our Strategic Objective:

- Brens Pavilion at Parkville is now complete, with a community event to open it on 21 October 2023.
- Construction of the Kensington Community Aquatic and Recreation Centre is progressing, with the slab and stadium wall uprights in place.
- Neighbourhood Partners provided assistance for various community gatherings, such as the Re-love Festival in Southbank, Diwali in Docklands, the opening day of Narm Ngarrgu Library and Family Services in the CBD, and the Bishopscourt Christmas picnic in East Melbourne.
- The Elizabeth Street Pop-up library closed on 19 November 2023 after operating successfully for two years, attracting 47,815 visitors during this period. The shopfront has transitioned to the Creative Spaces program under a two-year arrangement.
- Narm ngarrgu Library was officially opened by the Lord Mayor on 23 November 2023. The City's latest flagship library public opened to the public on 25 November 2023 which included a smoking ceremony and other events, attracting more than 1500 visitors.
- The initiation of a program aimed at aiding local businesses in enhancing access and inclusion was announced during the "Breaking Barriers" seminar on 25 October 2023. Over 150 business and tourism operators participated, receiving valuable information, suggestions, and case studies focused on improving accessibility and inclusivity.
- With the support of the City of Melbourne's Social Investment Partnership Grant, Just Food Collective, situated at William Angliss Institute, initiated the planning and execution of a breakfast club for students experiencing food insecurity. They have successfully assisted more than 1000 students in accessing breakfast meals and fresh fruit.
- The Make Room construction initiative is currently in full swing, and a tour for donors was conducted on Thursday, November 9, to highlight the significant progress achieved thus far.
- The East Melbourne Library collaborates with the East Melbourne Residents Group to enhance the community garden infrastructure on the library grounds. The City of Melbourne has enlisted Biofilta to supply twelve large planter boxes, enhancing the food growing capacity at the library.
- The Diggers Club, a gardening group, will provide seeds and educational support for food growing initiatives at East Melbourne and Kathleen Syme libraries, as part of the City of Melbourne's initiative to offer complimentary seeds for cultivating food in the community.

### Risks and issues this quarter


Further work is being undertaken on the future approach to service planning for City of Melbourne core services under the corporate strategy.

Delivery of our major initiatives within the Council Plan term is on track.




The major initiatives we're delivering	Council's role	Progress on meeting our milestones for 2023-24	Confidence in delivery by Council Plan term end
Increase and upgrade accessible, inclusive spaces for women in City of Melbourne sports facilities	Deliver	On track	<input checked="" type="checkbox"/>

The major initiatives we're delivering	Council's role	Progress on meeting our milestones for 2023-24	Confidence in delivery by Council Plan term end
Implement a neighbourhood model by working with communities to develop neighbourhood plans and neighbourhood service centres that respond to the local community's existing and projected needs.	Deliver	On track	✓
Deliver a revitalised library network, including pop-up libraries, to increase access for our diverse community and to help revitalise the city.	Deliver	On track	✓
Deliver the <a href="#">Disability Access Plan 2020–2024</a> to reduce and eliminate barriers in our built, social and informational environment to the equitable and full participation of people with disability in our city.	Deliver Partner	On track	✓
Develop and deliver initiatives and programs that will provide food relief to vulnerable members of our community and improve local food production by supporting communities to grow their own food.	Deliver Partner Advocate	On track	✓
As part of a new corporate strategy for the City of Melbourne, ensure our core services remain accessible and affordable.	Deliver	On track	✓
In partnership with the Victorian Government commence construction on a replacement North Melbourne Community Centre precinct for the Melrose St community and growing Macaulay population.	Deliver Partner	Delayed	✗
Deliver programs that will build digital literacy skills and capabilities, improve access to free Wi-Fi from our community facilities and advocate for appropriate digital infrastructure, to improve digital inclusion for all, particularly for vulnerable groups.	Deliver	On track	✓
Create a new entity 'Homes Melbourne', to coordinate and facilitate more affordable housing for key workers and people on low-incomes and progress a demonstration project on Council-owned land, support the Make Room accommodation project and new homeless support hubs for vulnerable citizens to access essential support services including food, showers, lockers, information, and housing and homelessness advice.	Partner	On track	✓

### How we're tracking based on our measures of success:

Strategic indicator	Target or desired trend	Previous result, where available	Latest result	Comments on new results this quarter
 <p>Number of people recorded as experiencing chronic homelessness and sleeping rough. ♥</p>	Zero	83 (Q1)	71 (Q2)	A decrease in numbers can be attributed to delays in the referral of new cases due to the necessity of seeking consent before raising concerns and ensuring that individuals rough sleeping in the CBD were not just passing through

Strategic indicator	Target or desired trend	Previous result, where available	Latest result	Comments on new results this quarter
 <p>Number of people experiencing chronic homelessness and sleeping rough, who have been supported to access transitional, social or private rental housing ♥</p>	200 (by 2025)	30 (Q1)	16 (Q2)	<p>The decrease in housing was expected due to the ending of the Victorian Government Homelessness to a Home Program with only those already linked to the program being housed.</p> <p>Housing outcomes slowed during Christmas and New Year due to staff being on leave. Workers reported long wait times for priority Victorian Housing Register applications to be approved, and delays in completing viewings/sign-ups after housing offers due to maintenance.</p>
 <p>The number of affordable housing units approved through a planning permit. ♥</p>	200 (by 2025)	Zero (Q1)	Zero (Q2)	<p>No affordable housing units were approved through a planning permit between October and December 2023. There are applications with affordable housing currently being assessed, but these sites have not yet received permit approvals. Affordable Housing contributions are offered by permit applicants on a voluntary basis</p>
 <p>Number of new demonstration social and affordable housing units facilitated on City of Melbourne land. ♥</p>	100 (by 2025)	50 units under construction via the Make Room project	50 units under construction via the Make Room project	<i>No new results this quarter.</i>
 <p>Proportion of people reporting food insecurity. ♥</p>	25% reduction (by 2025)	31.7% (2022)	31.7% (2023)	<i>No new results this quarter. Result reported annually, at financial year end.</i>
 <p>Proportion of people surveyed who participate in lifelong learning in the municipality.</p>	Increase	69.0% (2022)	74.7% (2023)	<i>No new results this quarter. Result reported annually, at financial year end.</i>

Strategic indicator	Target or desired trend	Previous result, where available	Latest result	Comments on new results this quarter
 <p>Proportion of people surveyed who participate in arts and cultural activities in the municipality. ♥</p>	 <p>Increase</p>	19.1% (2022)	24.0% (2023)	<i>No new results this quarter. Result reported annually, at financial year end.</i>
 <p>Number of City of Melbourne programs that are inclusive and respond to the needs of people with disability. ♥</p>	 <p>Increase</p>	222 (2022)	486 (2023)	<i>No new results this quarter. Result reported annually, at financial year end.</i>

## Strategic Objective: Safety and Wellbeing

We will plan and design for the safety and wellbeing of those who live, visit, work and do business in Melbourne, regardless of their background.

### Key developments this quarter (October to December 2023)

#### What we achieved against our Strategic Objective:

- City of Melbourne has delivered the Biketober initiative in partnership with RACV and several other local councils, with 90 central city workplaces participating in the challenge.
- In December the City of Melbourne supported the 16 Days of Activism Against Gender-Based Violence, involving various activities such as panel discussions, workshops on healthy masculinity, and evaluating Project Night Justice's impact on improving safety for women and gender-diverse individuals in late-night venues.
- Operation Protocol continues to operate every Monday, Wednesday and Friday, providing joint outreach and support to people sleeping rough.
- In anticipation of Christmas and New Year celebrations, the Rapid Response Clean Team highlighted 36,000 m<sup>2</sup> of pavements that underwent pressure washing in the first half of December. Furthermore, over 100 m<sup>2</sup> of high access graffiti, including that along Sandridge Bridge, was successfully removed.
- As part of the Graffiti Prevention and Management Plan, a mural was installed at a known graffiti hot spot on the corner of Errol and Queensberry Street. An anti-graffiti coating was applied upon completion to ensure easy graffiti removal moving forward and to keep the mural looking its best. The mural has improved the presentation of one Melbourne's key hospitality precincts.
- Launched on December 4, Heat Lab has achieved the following:
  - Established partnerships with 3 libraries and 8 community organizations to extend opening hours and activate designated "cool places" during heatwave events.
  - Implemented "Heat Smart Sessions" and distributed "Cool Kits" to support vulnerable community members, including those experiencing homelessness.
  - Disseminated heat-safe education materials through tourism and outreach initiatives.
- The People's Panel on Affordable Housing commenced and includes a representative sample of 40 people from across the municipality who will deliberate on the question 'how can we increase affordable housing in the City of Melbourne.'

### Risks and issues this quarter



Limited access to sites have resulted in delays to some pedestrian and bicycle infrastructure projects.

Delivery of our major initiatives within the Council Plan term is on track.













The major initiatives we're delivering	Council's role	Progress on meeting our milestones for 2023-24	Confidence in delivery by Council Plan term end
Continue to implement the <a href="#">Transport Strategy 2030</a> including delivery of a protected bike lane network, station precincts as key gateways, little streets as streets for people, safer speed limits, micro mobility trials, more efficient traffic signal timing, developing an approach to support electric vehicles, and bicycling encouragement programs.	Advocate Partner Deliver	On track	<input checked="" type="checkbox"/>
Deliver the North and West Melbourne and Docklands Transport and Amenity Program in partnership with the Victorian Government.	Deliver Partner	Delayed	<input checked="" type="checkbox"/>

The major initiatives we're delivering	Council's role	Progress on meeting our milestones for 2023-24	Confidence in delivery by Council Plan term end
As part of the delivery of the City Road Master Plan, the City of Melbourne will design and deliver the upgrades to the City Road northern under croft by end of 2023-2024 and advocate for the full delivery of upgrades to the City Road East and West.	Deliver Advocate	Delayed	☑
Adopt (2021–22) and then implement (2022–25) an <u>Inclusive Melbourne Strategy</u> that will increase access to opportunities for all people and outline how the City of Melbourne will respond to the diversity of religions, cultures, age groups, genders, sexual orientation and abilities among the people who live, work, study in, and visit the city.	Deliver	On track	☑
We will be a leading organisation on equality and inclusion, and deliver programs in communities that will reduce physical and psychological harm to all people. We will adopt and deliver the Prevention of Violence Against Women Action Plan (endorsed as the Women's Safety and Empowerment Action Plan) 2021–24, and meet our obligations under the Gender Equality Act 2020.	Deliver	On track	☑
We will continue to work with Victoria Police and other agencies to deliver a range of initiatives that improve safety on the streets of Melbourne.	Partner Deliver	On track	☑
Deliver and maintain a clean city through the Rapid Response Clean Team initiative.	Deliver	On track	☑
Engage and prepare residents and communities to enhance their resilience to hazards, disasters and the health impacts of climate change.	Deliver	On track	☑

### How we're tracking based on our measures of success:

Strategic indicator	Target or desired trend	Previous result, where available	Latest result	Comments on new results this quarter
 <p>Proportion of people who report feeling safe in the city. ♥</p>	90% by day, 65% by night	81% by day 49% by night (2022)	82% by day 51% by night (2023)	No new results this quarter. Result reported annually, at financial year end.
 <p>Melburnians' self-reported sense of belonging to community. ♥</p>	At least 70 on a scale of 100	64.6% (2022)	63.1% (2023)	No new results this quarter. Result reported annually, at financial year end.



Strategic indicator	Target or desired trend	Previous result, where available	Latest result	Comments on new results this quarter
 <p>Rate of recorded family violence incidents. ♥</p>	Decrease 	1398.8 per 100,000 (2022)	1241.3 per 100,000 (2023)	No new results this quarter. Result reported annually, at financial year end.
 <p>Complaints of discrimination based on sexual orientation, sexuality, disability, sex, gender, race, religious or political beliefs or other grounds for unlawful discrimination. ♥</p>	Decrease 	5 racial vilification reports 10 race discrimination reports 4 disability discrimination reports (2022)	N/A	No new results this quarter. Result reported annually, at financial year end. This data is unavailable at local government level for 2022-23
 <p>Proportion of adults who get adequate physical exercise. ♥</p>	Increase 	46% (2022)	46% (2023)	No new results this quarter. Result reported annually, at financial year end.
 <p>Rate of ambulance attendance for alcohol and drug misuse in the municipality. ♥</p>	Decrease 	2116 per 100,000 population (2021-22)	2280 per 100,000 population (2022-23)	No new results this quarter. Result reported annually, at financial year end.
 <p>Number of transport related injuries and fatalities. ♥</p>	Decrease 	182 (updated Q1 Data)	142 (Q2)	The data for Q2 may be more complete in Q3 to confirm trends. The report includes Department of Transport managed arterial roads. As data is continuously updated and consolidated by Department of Transport Crashstats, quarterly reported figures at the time of the report may not be complete. Generally the crashstats data is approximately six months behind.
 <p>Proportion of trips made by public transport, bicycle or on foot. ♥</p>	Increase 	63.4% (2018)	63.4% (2018)	No new results this quarter. Result reported every two years, with a pause due to pandemic restrictions. Next published results scheduled for late 2024 release.

Council Works Program quarter two summary report

## Capital Works Portfolio FY2023-24

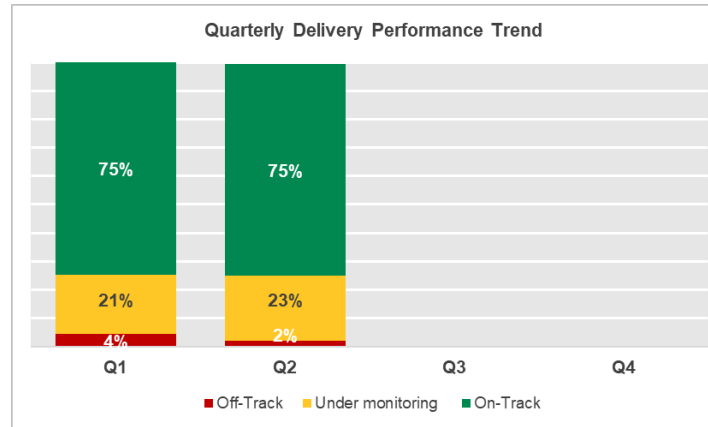
The Capital Projects Portfolio comprises programs and projects that the City of Melbourne delivers to achieve the initiatives set out in the Council Plan. To achieve the Council’s strategic objectives and respond to the many challenges faced by our municipality, such as population growth, climate change, economic growth and post-pandemic urban revitalisation, the Council endorsed a \$289 million Council works budget for FY23-24.

This budget incorporates \$274 million capital works (\$217.5 million new works and \$58.8 million renewals works), \$12.6 million maintenance works, including \$34.5 million approved carried forward from last year. Together, the current and following three years of the Council Works budget total almost \$876.7 million in the four-year cycle.


### Highlights for quarter two (October to December 2023)




During the second quarter of the fiscal year 2023-24, the City of Melbourne accomplished the successful delivery of its capital works portfolio, totalling \$56.1 million. This reflects a delivery rate of 85% in comparison to the planned year-to-date budget. Notably, the year-to-date delivery stands at \$104 million, surpassing the preceding five-year average by \$39 million and exceeding the Council's highest ever quarter two delivery by \$19 million.



Additionally, we reached significant milestones with the opening of the Narm ngarrgu Library and Family Services and Queen’s Food Hall.







- **On-Track** The latest result has achieved the targets for all measures.
- ▲ **Under Monitoring** The latest result experienced a minor miss in relation to one or more measures and is under monitoring.
- ◆ **Off-Track** There is a notable variation from the targeted result for one or more measures.




Project Title	Description	Quarterly Update	Completion Date	Project Photo
<b>Melbourne City Baths Additional Priority Works</b>	Melbourne City Baths is an iconic heritage building in the heart of the CBD.  Over the past 12 months significant upgrade works have been undertaken internally in the building. The works include DDA and compliance and safety improvements within the building. These important upgrade works will continue in 2023 and 2024	Project Brief is being developed following an operational feasibility study.  <b>Budget: \$425,000 YTD Actuals: \$94,196</b>	Sept 2030	



Project Title	Description	Quarterly Update	Completion Date	Project Photo
<p><b>Queen Victoria Market Precinct Renewal Program</b></p>	<p>Guided by the 2015 Master Plan, the Queen Victoria Market Precinct Renewal (QVMPR) will secure the market's place as a traditional open-air market, through heritage restoration, and provision of essential market infrastructure to improve the customer and trader experience. Alongside the heritage market, the renewal program will also deliver precinct improvements for the community, through quality open space, community services and facilities. Key projects in 2023-24 include: delivery of the new Food Hall, restoration of the heritage sheds start of construction of essential market infrastructure (Trader and Northern Sheds) the appointment of the Southern Site developer, progression of the design of Market Square, and precinct streetscape improvements.</p>	<p>Progress has been ongoing on significant market renewal projects including:  <b>Queen's Food Hall:</b> The official opening of the new Queen's Food Hall took place in November 2023.  <b>Trader Shed:</b> Noteworthy progress has been achieved with the implementation of temporary trader facilities, public amenities, and contractor infrastructure. Shed G, the former meat and seafood delivery dock, has been successfully demolished, along with public amenities and trader facilities. This demolition paves the way for the forthcoming construction of the new Trader Shed.  <b>Market Square:</b> The design process for Market Square is progressing following community consultation in late 2023.</p> <p><b>Budget: \$60,000,000 YTD Actuals: \$16,629,149</b></p>	<p>September 2027</p>	
<p><b>Kensington Community Recreation Centre redevelopment</b></p>	<p>The City of Melbourne is committed to redeveloping the Kensington Community Recreation Centre to improve its facilities for the local community to include three new full-sized indoor multipurpose courts, health and wellness facilities, an eight-lane x 25 metre indoor pool, children's water play, three large flexible spaces suitable for a range of classes and community uses, and accessible change rooms. The budget for this multiyear project is \$68.2 million.</p>	<p>Construction activities on the ground and first floor slabs are currently in progress, accompanied by the installation of precast stairs. The ongoing work involves the continuous installation of steel and trusses. Soon, the commencement of roof and facade work is anticipated. Concurrently, service rough-in works have been initiated.</p> <p>Notably, the 25m indoor pool is in preparation for the final pour, underscoring a crucial stage in its development. Furthermore, advancements persist in the construction of the pool shell and plenum works.</p> <p><b>Budget: \$28,000,000 YTD Actuals: \$13,064,350</b></p>	<p>Open in 2025</p>	
<p><b>narrm ngarrgu Library and Family Services</b></p>	<p>Deliver a revitalised library network, to increase access for our diverse community and to help revitalise the city. Identify and secure a location for a new city library. Finalise design plan and tender documentation. Award contract for building works. Complete fit out works and opening of the new facility</p>	<p>In November 2023, narrm ngarrgu Library and Family Services opened its doors for the first time. The community can now explore 30,000 books, and enjoy a new 'makers space' with 3D printers, laser booths and sewing machines. The dedicated children's library features a play and programming area and access to an outdoor terrace. Family Services provides maternal &amp; child health, parenting, immunisation and counselling.</p> <p><b>Budget: \$10,625,238 YTD Actuals: \$8,789,000</b></p>	<p>Opened in Nov 2023</p>	

Project Title	Description	Quarterly Update	Completion Date	Project Photo
<p><b>Cycle Infrastructure</b></p>	<p>We are committed to making the City of Melbourne a bike friendly city in line with our Transport Strategy 2030. We are continuing the delivery of new kerbside protected bike lanes along strategic cycling routes. There is on-going collaboration with the Department of Transport and Planning to deliver bike lane infrastructure across the municipality.</p>	<p>Work is continuing with design development and approvals on key projects which include:  <b>Grattan Street:</b> designs have been finalised and approved by the Department of Transport and Planning (DTP) with works to start in early 2024  <b>Arden Street and Macaulay Road:</b> Approval has been received for Arden Street from DTP and the designs finalised. Works are anticipated to start in the first half of 2024. Macaulay Road design is progressing well with works anticipated to commence in the 2024/25 financial year pending approvals.</p> <p><b>Budget: \$6,353,208 YTD Actuals: \$323,959</b></p>	<p>Ongoing until June 2027</p>	
<p><b>The Greenline project</b></p>	<p>Partner with the Victorian Government and other stakeholders to deliver specific components of The Greenline Project along the north bank of the Yarra River (including the implementation of the Yarra River–Birrarung Strategy).</p>	<p><b>The Greenline Project Masterplan</b> and associated engagement summary reports were completed and approved by Future Melbourne Committee on 5 December 2023.</p> <p>The development of 5 <b>Precinct Plans</b> for the Greenline Project commenced in September 2023. The Greenline Project masterplan and precinct plans are <b>jointly funding</b> by the <b>City of Melbourne</b> and a commitment from the <b>Federal Government</b> through a PCIP Grant.</p> <p>A <b>Draft Partnerships and Funding Plan</b> is under development, which will to refine Council's approach to partnerships and securing further funding to enable project delivery.</p> <p><b>Site 1</b> project 50% Detailed Documentation was submitted for review by Symal Infrastructure under the Site 1 Design and Contract works, with construction still expected to commence in Q4 2023/24. This project is jointly funding by the City of Melbourne and a commitment from the Federal Government through a PCIP Grant.</p> <p>Monitoring of the <b>Birrarung Trial Floating Wetlands</b> continues, with positive outcomes achieved including positive media related to both the wetlands themselves, and fauna such as black swans nesting, and cygnets hatching on the wetlands.</p>	<p>30 June 2030</p>	

Project Title	Description	Quarterly Update	Completion Date	Project Photo
		<p>Coordination on the <b>Seafarers Rest Park</b> is underway, with construction expected to commence in mid-2024 as the main Seafarers development is nearing completion.</p> <p><b>Budget: \$17,000,000 YTD Actuals: \$6,329,301</b></p>		
<p><b>City Road Master Plan</b></p>	<p>The City Road master plan is a public realm plan that aims to improve the safety, amenity and environmental sustainability of City Road and adjacent spaces.</p>	<p>A draft project design for the Northern Undercroft space at City Rd and Kings Way is planned to be presented to the Future Melbourne Committee in the first half of 2024. Pending approval this will proceed to community consultation.</p> <p><b>Budget: \$3,823,131 YTD Actuals: \$19,270</b></p>	<p>Dates to be confirmed</p>	<p>Project is at concept design phase</p>
<p><b>North and West Melbourne and Docklands Transport and Amenity Program</b></p>	<p>The North Melbourne, West Melbourne and Docklands Transport and Amenity Program (TAP) is a suite of streetscape improvement projects that will help alleviate some of the effects and leverage the benefits that the West Gate Tunnel Project will have on local and arterial roads in the City of Melbourne.</p>	<p>Projects are currently pending Ministerial approval for both planning and delivery stages.</p> <p>Finalisation of concept designs has been accomplished for several projects, with Hawke Street and Franklin Street advancing in the design development phase.</p> <p><b>Budget: \$6,000,000 YTD Actuals: \$429,626</b></p>	<p>December 2025</p>	
<p><b>Gateway to GMH Turner Street Works</b></p>	<p>From the \$4.68m building works stimulus grant, \$3.75m is allocated to the 'Gateway to GMH' project and funded from September 2020 to December 2022. The project comprises designing and constructing a bike path along Turner Street in Fisherman's Bend. The funding will also cover greening, digital infrastructure and some creative place making if capital expenditure is applicable. The balance of this grant will fund operational costs.</p>	<p>The shared path, line marking, traffic installations, and nature strip works along Turner St and Graham St have been successfully completed. Additionally, ongoing works include the installation of solar lighting and Smart Poles in the respective areas.</p> <p><b>Budget: \$797,473 YTD Actuals: \$748,843</b></p>	<p>April 2023</p>	
<p><b>North Melbourne Community Centre Redevelopment</b></p>	<p>This project is a Capital Works Major Initiative (MI 42) in 2021-22 and is the continuation of an API 2020-21. The purpose of this project is to ensure the services, indoor community activity space and outdoor recreation needs of the growing Macaulay population in the Melrose Precinct in North Melbourne are met while contributing to Council's affordable housing objectives.</p>	<p>We are working towards finalising the Project Brief and Budget following community consultation in 2023.</p> <p><b>Budget: \$3,000,000 YTD Actuals: \$61,077 (Dec 2023)</b></p>	<p>Dec 2028</p>	<p>Project is at option analysis and no photo or architectural render is available</p>




Project Title	Description	Quarterly Update	Completion Date	Project Photo
<p><b>Waste and Resource Recovery Hub Expansion Program</b></p>	<p>Expanding the waste and resource recovery hub network across the central city is a key action of the City of Melbourne's ambitious Waste and Resource Recovery Strategy 2030. The strategy will move us towards a city that produces less waste and transforms the way we collect and process waste.</p> <p>An additional two new communal waste and recycling hubs, plus an uplift in existing hubs for improved recycling options, will be introduced for city businesses to improve business recycling rates and divert waste from landfill. The new facilities will remove nearby private bins stored permanently in public space, reduce the number of waste collection vehicle movements in the central city and improve amenity of the surrounding area.</p>	<p>Community engagement on first two new Hubs have concluded. Future Hubs engagement underway. Bespoke compactor technology manufacture is almost complete at a local manufacturer, supporting local economy and jobs.</p> <p>Unique collection vehicles will be piloted as a world first in urban environments.</p> <p>Business organic waste service expanded to Little La Trobe Street precinct. Service continues to be successful, with over 60 tonnes of food waste collected this quarter that prevented over 120 tonnes of greenhouse gas emissions. Further expansion of business food waste service being explored.</p> <p><b>Budget: \$1,264,646 YTD Actuals: \$204,196</b></p>	<p>June 2026</p>	
<p><b>Dodds Street linear park, Southbank</b></p>	<p>Delivery of the Dodds street linear park, in conjunction with the Southbank Major Public Art Commission.</p> <p>The Dodds Street linear park will deliver an additional 2,700 m2 of open space in Southbank, and deliver on a number of Council strategies such as the overall Transforming Southbank Boulevard project, the Urban Forest Strategy and Precinct Plans, and the Open Space Strategy.</p> <p>The open space works are being developed in coordination with a public artwork that is being planned for this area.</p>	<p>Due to inclement weather and latent conditions, works were delayed slightly – with the landscape opening to the public in March 2024. Remaining advanced trees (26) are scheduled to be planted in late March 2024. The soft landscape works will be delayed to mid May 2024 as per horticultural advice.</p> <p><b>Budget: \$4,181,506 YTD Actuals: \$2,390,082</b></p>	<p>March 2024</p>	

Project Title	Description	Quarterly Update	Completion Date	Project Photo
<p><b>Royal Park Pavilions</b></p>	<p>City of Melbourne is upgrading three pavilions in Royal Park to provide universally accessible change facilities and more room for the growing demand in community sport, particularly the growth in female participation in sport.</p> <p>The pavilions include:</p> <ul style="list-style-type: none"> <li>• Western Pavilion located near Park Street</li> <li>• Brens Pavilion located between Melbourne Zoo and Royal Parade</li> <li>• Ryder Pavilion located near the corner of Park Street and The Avenue.</li> </ul>	<p><b>Western Pavilion</b> – Completed in 2022.</p> <p><b>Brens Pavilion</b> – Completed in 2023.</p> <p><b>Ryder Pavilion</b> – Tender awarded in December 2023, with construction expected to commence in late February 2024, and temporary facilities provided for club use during construction.</p> <p><b>Budget: \$4,117,432 YTD Actuals: \$748,278</b></p>	<p>March 2025</p>	
<p><b>Exhibition Street Theatre Precinct Streetscape</b></p>	<p>This project includes streetscape upgrades including the expansion of footpaths in front of the Rydges and Marriott Hotels and the Comedy and Her Majesty's Theatres for improved pedestrian connectivity. Street furniture will be installed. The project will also improve the urban tree canopy by increasing the number of trees on Exhibition Street.</p> <p>This project will formalise the temporary changes that have been delivered as part of Stage 2 works and will provide safer street routes for cyclists to support Melbourne as a cycling city. It will involve the permanent installation of continuous protected bicycle lanes in Exhibition Street between La Trobe Street and Bourke Street.</p>	<p>The contract has been awarded, and construction is set to commence in February 2024, with the project scheduled for completion by June 2024.</p> <p><b>Budget: \$3,124,467 YTD Actuals: \$52,000</b></p>	<p>June 2024</p>	
<p><b>Princes Bridge Bluestone Repair works</b></p>	<p>Heritage conservation works including bluestone repairs and replacement, drainage works, painting of bridge elements and rationalisation electrical supply. This is year 1 of a 3-year rolling programme of works.</p>	<p>In preparation for the commencement of demolition and the first site stone work, scaffolding has been erected at the southeast corner of the bridge between Piers 7 and 9.</p> <p>Hoarding has been installed, occupying half of the footpath width. This hoarding can be relocated ahead of major crowd events to increase pedestrian flow and will next be adjusted ahead of MOOMBA.</p> <p><b>Budget: \$5,330,422 YTD Actuals: \$884,415</b></p>	<p>June 2026</p>	








Project Title	Description	Quarterly Update	Completion Date	Project Photo
<p><b>Pocket Parks</b></p>	<p>The Pocket Parks program contributes towards the delivery of Major Initiative 16 Increase Public Open Space. The major initiative will provide high-quality, functional, useful and beautiful parks and gardens close to where people live and work.</p> <p>Creation and development of pocket parks in areas of need, such as North Melbourne, West Melbourne, Docklands, Southbank and Melbourne 3000, increasing the proportion of residents living within 300 metres of public open space.</p>	<p>Construction of the Bedford Street Pocket Park in North Melbourne commenced in November 2023, with works starting at the corner of Queensberry and Peel Streets. The project is on track for completion in early 2025.</p> <p>The first stage of community engagement for the Miles and Dodds Street Reserve expansion project in Southbank was undertaken in late 2023. Pending a review of the community feedback received, feasibility and early-stage design works will recommence in early 2024.</p> <p>Feasibility and early-stage design investigations for the Chapman Street Pocket Park in North Melbourne are in progress.</p> <p><b>Budget: \$6,550,000 YTD Actuals: \$279,619</b></p>	<p>Early 2025 (Bedford Street Pocket Park construction)</p> <p>June 2026 (Miles and Dodd’s Street Reserve and Chapman Street Pocket Park construction)</p>	
<p><b>Urban Renewal Open Spaces</b></p>	<p>Urban renewal open spaces contributes towards the delivery of Major Initiative 16 Increase Public Open Space. The major initiative will provide high-quality, functional, useful and beautiful parks and gardens close to where people live and work.</p> <p>Acquisition, creation and development of new open space in the Arden, Macaulay, City North and Fishermans Bend urban renewal areas. Structure planning is currently in progress and the proposed open space networks and delivery mechanisms will likely be understood in 2021–22. Proactive acquisition of suitable parcels for open space ahead of development is required.</p>	<p>The first stage of community engagement for the Chelmsford Street Open Space project in Southbank was undertaken in late 2023. Pending a review of the community feedback received, feasibility and early-stage design works will recommence in early 2024.</p> <p>The search for suitable properties to acquire and convert to public open space is ongoing.</p> <p><b>Budget: \$280,000 YTD Actuals: \$180,818</b></p>	<p>June 2026 (Chelmsford Street Open Space construction)</p>	






Proposed Record of Program Adjustments 2023-24 - Quarter Two





Symbols:  Budget increase  
 New project or no change in the amount  
 Budget reduction

Attachment 5  
 Agenda Item 6.2  
 Council  
 27 February 2024




Month	Project No.	Project Name	Council Approved Budget	Project Funding Source					Revised Budget	Adjustment Type	YTD Actual	Comments
				Council Funds	External Funds	Parking Levy	Public Open Space Funds	Grants				
Nov-23	23B4434N	Community Sports Pavilion Upgrade (Ryder Pavilion)	2,750,000	(1,500,000)					1,250,000		40,369	Value management through the planning phase resulted in tender release proceeding earlier than originally planned. Accordingly, the commencement of construction has moved top February 2024. As a result in the shift to timing a deferral of \$1.5 million from FY23/24 to FY24/25 is required. There is no change to the completion of construction.
Nov-23	23B1352R	Roadway Renewal	3,000,000		70,414			468,698	3,539,112		1,525,462	Funding received - - \$468K received from the Federal Government for undertaking additional road renewal works as part of the Local Roads and Community Infrastructure Grant - \$70K received from developers for road renewal works adjacent to their building sites.
Nov-23	22B4128N	271 Collins St Office Tenancy Fitout	485,000					295,000	780,000		239,040	Cost Escalation has resulted in \$295K to be allocated from the Melbourne City Revitalisation Fund to deliver the project.
Nov-23	23B1363N	Major Streetscape Improvements	5,000,000		72,727				5,072,727		3,462,952	The program budget increases from \$5 million to \$5.073 million, as a result of \$73K from external 3rd party.
Nov-23	22B2603N	Southern Site cable relocation	0	3,460,211					3,460,211		2,602,441	Accounting adjustment of \$2.602 million expended last year for work being completed for the relocation of high-voltage cable at the Southern Development Site. An additional \$858K is required to carry out the Hydrology works, as critical path work that must proceed.
Nov-23	23B2802M	Make Room Refurbishment	12,000,000	1,500,000					13,500,000		2,901,985	An additional \$1.5 million is required to cover a milestone payment based on the current budget forecasting.
Nov-23	23B5109M	Christmas Festival Decorations Program - Maintenance	2,100,000	500,000					2,600,000		1,791,882	Additional funding of \$500K is required to deliver the full scope of the Christmas Decorations Program.






Proposed Record of Program Adjustments 2023-24 - Quarter Two

Symbols:  Budget increase  
 New project or no change in the amount  
 Budget reduction




Month	Project No.	Project Name	Council Approved Budget	Project Funding Source					Revised Budget	Adjustment Type	YTD Actual	Comments
				Council Funds	External Funds	Parking Levy	Public Open Space Funds	Grants				
Oct-23	20B1371N	Parking Technology Services	662,588	421,646					1,084,234		610,502	An Additional \$422K is required to meet contractual commitment and deliver the works outside the agreed contract.
Oct-23	20B3102N	Gateway to GMH Turner Street Works	797,473	261,155					1,058,628		748,843	Additional \$261K Council contribution is required to complete the shared path delivery and installation of smart poles.
Nov-23	23B1414M	Urban Forest Health (Pest and disease management)	340,000	104,050					444,050		132,474	The maintenance of 180 above-ground planters in parklets throughout the Central Activity District and Dockland is funded by the Melbourne City Revitalisation Fund, which expires on 31st Dec 2023. \$104K is required to cover the maintenance for the remainder of FY2023/24.
Nov-23	23B1354R	Banner Pole Renewal	20,000	68,800	11,200				100,000		11,827	The Banner Pole Renewal budget to be used for the development of the design documentation and new banner poles trial followed the commencement of developing the Master Plan for the Banner Pole Replacement Works Program. The additional \$0.08 million is required to develop footing design, trial of two new banner poles and completion of the design documentation. \$0.011 million contribution receipt from Powercore to reduce Council contribution.





## Proposed Record of Program Adjustments 2023-24 - Quarter Two

Symbols:  Budget increase  
 New project or no change in the amount  
 Budget reduction

Month	Project No.	Project Name	Council Approved Budget	Project Funding Source					Revised Budget	Adjustment Type	YTD Actual	Comments
				Council Funds	External Funds	Parking Levy	Public Open Space Funds	Grants				
Nov-23	23B5601M	Birrarung Trial Floating Wetland	55,000	50,000					105,000		44,425	Redistribute \$50K from Greenline Operating Budget to the project to fund additional planting and the reinforcement of edges of Docklands and Truning basin sites as a result of swans nesting on the wetlands.
Oct-23	22B1305N	Cycle Infrastructure	2,353,208	(2,353,208)					0		19,826	Accounting adjustment, transfer of \$1.483 million to 23B1370N and transfer of \$500K to 21B1363N to consolidate cycle infrastructure budgets to improve the visibility of the program. Includes transfer of \$37K to Princes Bridge Bluestone Repair works to align with the Parking Levy agreement.
Oct-23	23B1370N	Cycle Infrastructure	4,000,000	1,483,208		370,000			5,853,208		304,133	Accounting adjustment, transfer of \$1.483 million from 22B1305N to consolidate cycle infrastructure budgets to improve visibility of the program. Include transfer Parking Levy of \$37K from Princes Bridge Bluestone Repair Works to align with the Parking Levy agreement.
Oct-23	21B1363N	Cycle Infrastructure	0	500,000					500,000		0	Accounting adjustment, allocate \$500K from 22B1305N to deliver part of the Cycle Infrastructure project work.
Oct-23	22B1356R	Princes Bridge Bluestone Repair works	3,950,422	1,380,000					5,330,422		884,415	Accounting adjustment, transfer \$1.01 million from 23B1356R consolidate Princes Bridge Bluestone Repair works budgets to improve the visibility of the program. Further adjustment to transfer council funds of \$370K from Cycle Infrastructure and reduce Parking Levy from 23B1356R to align with the Parking Levy agreement.
Oct-23	23B1356R	Princes Bridge Bluestone Repair works	1,380,000	(1,010,000)		(370,000)			0		0	Accounting adjustment, transfer of \$1.01 million to consolidate Princes Bridge Bluestone Repair works budget that provides to improve the visibility of the program. The budget was further adjusted by \$37K after transferring a Parking Levy to Cycle Infrastructure to align with the Parking Levy agreement.

Proposed Record of Program Adjustments 2023-24 - Quarter Two

Symbols:  Budget increase  
 New project or no change in the amount  
 Budget reduction

Month	Project No.	Project Name	Council Approved Budget	Project Funding Source					Revised Budget	Adjustment Type	YTD Actual	Comments
				Council Funds	External Funds	Parking Levy	Public Open Space Funds	Grants				
Oct-23	23B1444N	Bedford Street Pocket Park	6,500,000				(962,700)	962,700	6,500,000		275,999	Funding adjustments to Bedford Street Pocket Park to include the grant provision of \$963K from the Department of Energy, Environment and Climate Action and reduce the Public Open Space Reserve allocation. \$447K of grant was received in FY2022-23, it was carried forward by the New Climate Adaption Urban Landscapes project while the Bedford Street Pocket Park project yet to be set up at the time. This adjustment is to allocate \$447K to the Bedford Street Pocket Park project, the remaining \$516K to be recived in two instalments based on the completion of the milestones.
Oct-23	20B1412N	New Climate Adaptation Urban Landscapes	447,035					(447,035)	0		0	A \$447K grant from the Department of Energy, Environment and Climate Action was received in FY2022-23 for Bedford Street Pocket Park project. The funding was carried forward by the New Climate Adaption Urban Landscapes project while the Bedford Street Pocket Park project was being set up. This adjustment is to transfer \$447K back to the Bedford Street Pocket Park project.
Nov-23	16B4504N	Lady Huntingfield Child Care Centre - Upgrade	207,061	60,000					267,061		169,080	\$60K transferred from Property Services Renewal Works to build a pergola on the first floor of the Lady Huntingfield Child Care Centre to provide a safe outdoor play space.
Nov-23	23B3704R	Property Services Renewal Works	5,500,000	(60,000)					5,440,000		2,077,336	Transfer \$60K to Lady Huntingfield Child Care Centre to build a pergola on the first floor that provides a safe outdoor play space.
<b>Total Adjustment</b>			<b>51,547,787</b>	<b>4,865,862</b>	<b>154,341</b>	<b>0</b>	<b>(962,700)</b>	<b>1,279,363</b>	<b>56,884,653</b>		<b>17,842,991</b>	

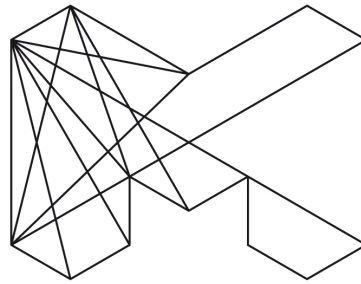
## Financial Performance Report and Budget 2023–24 for the Second Quarter

### Purpose and background

1. The purpose of this report by the Chief Executive Officer (CEO), is to inform Council of its financial performance for the second quarter ending 31 December 2023 in accordance with the Local Government Act 2020 (the Act) and to provide information on supplementary valuations adopted under delegation (**refer Attachment 8 and 9**).
2. The result from ordinary activities for the second quarter ending 31 December 2023 (excluding gain on disposal of properties) was an underlying surplus of \$6.2 million, \$9.0 million favourable versus a Budget deficit (\$2.8 million). The favourable variance is due mainly to favourable operating revenue in building and planning fees (\$1.5 million), higher events related income (\$0.9 million), higher food registration fees (\$0.8 million), lower than expected parking infringement provisioning (\$2.6 million), and lower street cleaning, maintenance and IT costs (\$3.2 million).
3. In addition, monetary income for Public Open Space contributions (\$4.8 million) is \$5.3 million below Budget which is subject to the timing of construction project activity. As these monies are retained in the Balance Sheet, this does not impact the Underlying Surplus/(Deficit).

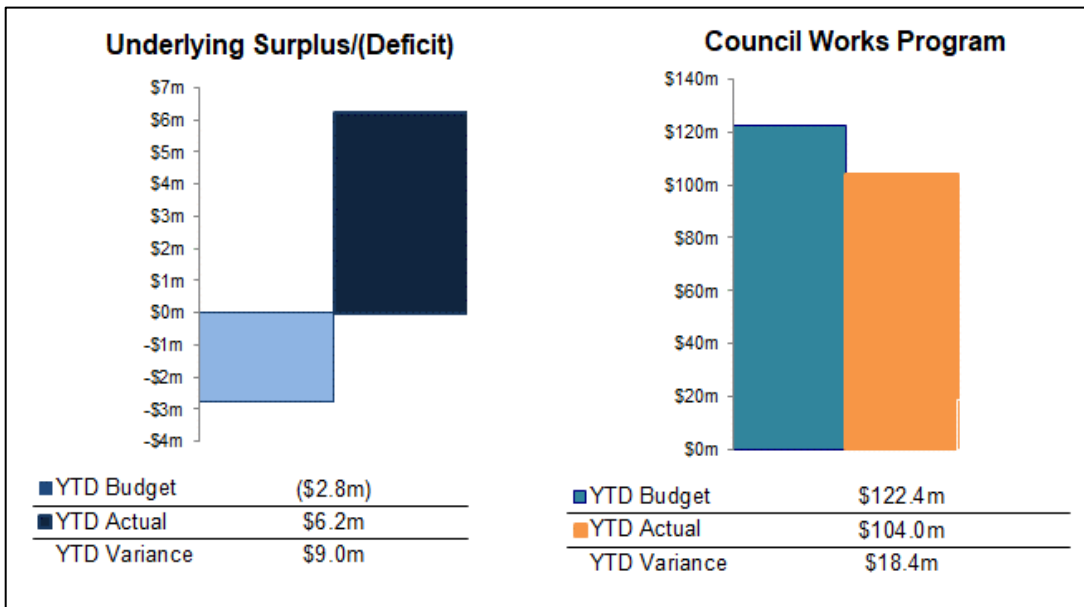
### Key issues

4. As at 31 December 2023, Council's total cash balance was \$28 million inclusive of \$110 million borrowings (2022: \$24 million inclusive of \$25 million borrowings). Consistent with prior year, liquidity will improve in the third quarter by annual rate receipts expected to be received in February 2024.
5. As at the end of the second quarter, the Chief Executive Officer as required under Section 97(3) of the Act is of the opinion a revised Budget is not required as our borrowing position is expected to be within budgeted expectations.
6. A detailed analysis of revenue and expenditure is included in **Attachment 7**.



**CITY OF MELBOURNE**

# FINANCIAL PERFORMANCE REPORT December 2023



## Table of Contents

	Page
Executive Summary	3
Balance Sheet	5
Cash Flow Statement	7
Income Statement	9
Council Works – Expenditure	12
Investment Portfolio Performance	13
Public Open Space Contribution	14

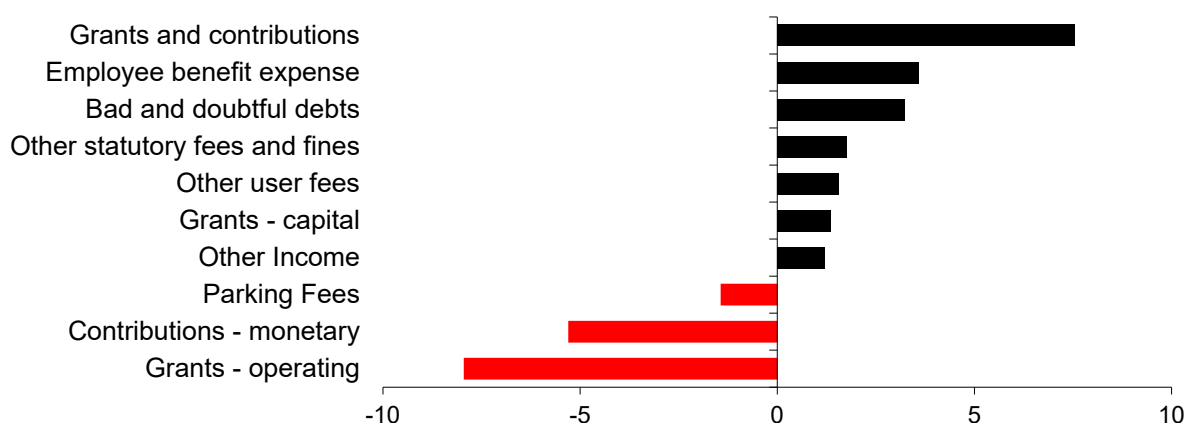
## Executive Summary

### Underlying Operating Results:

2022-23 Actual	2023-24 Budget	\$ Thousands	FY 2023-24 (\$'000)		
			Budget	Actual	Variance
561,710	610,414	Revenue	305,302	296,271	(9,030)
542,401	583,593	Operating Expenditure	284,900	271,220	13,679
19,309	26,821	<b>Results from Ordinary Activities</b>	20,402	25,051	4,648
(57)	1,615	Net gain/(loss) on disposal of property, infra, plant and equipment	1,615	1,779	164
5,713	0	Fair value adjustments for investment properties	0	0	0
0	0	Writedown on Investment	0	0	0
<b>24,965</b>	<b>28,436</b>	<b>Profit/(Loss)</b>	<b>22,017</b>	<b>26,830</b>	<b>4,813</b>
(44,849)	(44,323)	Less External Contributions to Capital	(23,194)	(18,808)	4,386
(5,713)	0	Less Gain on Investment Revaluation	0	0	0
57	(1,615)	Net Gain/(Loss) on disposal of property, infra, plant and equipment	(1,615)	(1,779)	(164)
<b>(25,540)</b>	<b>(17,502)</b>	<b>Underlying Surplus/(Deficit)</b>	<b>(2,792)</b>	<b>6,242</b>	<b>9,034</b>

### Key Financial Variances:

#### Top 10 Variances (\$millions)



The year to date FY 2023–24 December result (excluding gain on disposal of properties) was an underlying surplus of \$6.2 million, which is \$9 million favourable versus Budget.

#### The favourable variances are due mainly to:

- Grants and Contributions (\$7.6 million favourable) due to timing of Melbourne City Revitalisation Fund (MCRF) expenditure.
- Employee benefit expense (\$3.6 million favourable) relates to staff vacancies, which is partially offset by agency expense in materials and services.
- Bad and Doubtful Debts (\$2.6 million favourable) due to lower parking infringement notice (PINs) provisioning.
- Other Statutory & User Fees (\$3.3 million favourable) due mainly due to above budget building and planning fees (\$1.5m) and other user fees (eg. event related income, food registration fees etc).

#### Partially offset by:

- Operating Grants and Contributions (\$7.5 million unfavourable) given below budget revenue recognition for MCRF in line with lower expenditure (per above).
- Contributions Monetary (\$5.3 million unfavourable) due to lower Public Open Space (POS) contributions (subject to timing of construction project activity).



## **Council Works Program**

The financial year delivery against the Council Works budget continues to be positive with an 85% delivery rate (\$104 million, \$18.4 million lower than budget \$122 million). New Works portfolio spent 83% of its YTD budget, whilst renewal surpassed 105% of its YTD budget, and maintenance spent is at 88% of its YTD budget.

## **Borrowings & Liquidity position**

Council's cash and cash equivalent at 31 December is \$28 million. Liquidity is supported by the long term borrowing of \$110 million and property asset sale and settlement of \$29.3 million.

Prior Year 2022-23 Actual (\$'000)	Balance Sheet	Current Year Dec-23 Actual (\$'000)	Movement 2023-24 Actual (\$'000)
	<b>Assets</b>		
	<b>Current Assets</b>		
97,790	Ref 1 Cash and cash equivalents	28,005	(69,785)
63,050	Ref 2 Trade and other receivables	289,477	226,427
0	Other financial assets	0	0
13,933	Ref 3 Other assets	12,756	(1,177)
<b>174,773</b>	<b>Total Current Assets</b>	<b>330,361</b>	<b>155,588</b>
	<b>Non current assets</b>		
34,749	Other financial assets	35,495	746
28,477	Investment in subsidiaries and	28,477	0
4,729,712	Ref 6 Property, infrastructure, plant	4,767,876	38,164
230,751	Ref 6 Investment property	241,063	10,312
43,858	Ref 6 Intangible assets	47,116	3,258
4,629	Right of Use Asset	4,040	(589)
<b>5,072,176</b>	<b>Total Non-Current Assets</b>	<b>5,124,067</b>	<b>51,891</b>
<b>5,246,949</b>	<b>TOTAL ASSETS</b>	<b>5,454,428</b>	<b>207,479</b>
	<b>Liabilities</b>		
	<b>Current Liabilities</b>		
(92,662)	Ref 4 Trade and other payables	(236,535)	(143,873)
(19,090)	Ref 5 Trust funds and deposits	(54,535)	(35,445)
(42,694)	Provisions	(43,709)	(1,015)
(1,632)	Lease Liability	(1,500)	132
<b>(156,078)</b>	<b>Total Current Liabilities</b>	<b>(336,402)</b>	<b>(180,324)</b>
	<b>Non- current Liabilities</b>		
(3,850)	Provisions	(3,850)	0
(110,000)	Interest-bearing loans and borrowings	(110,000)	0
(2,649)	Trust funds and deposits	(3,395)	(746)
(3,329)	Lease Liability	(2,908)	421
<b>(119,828)</b>	<b>Total Non-Current Liabilities</b>	<b>(120,153)</b>	<b>(325)</b>
<b>(275,905)</b>	<b>TOTAL LIABILITIES</b>	<b>(456,555)</b>	<b>(180,650)</b>
<b>4,971,045</b>	<b>NET ASSETS</b>	<b>4,997,873</b>	<b>26,828</b>
	<b>Equity</b>		
(2,175,909)	Accumulated Surplus	(2,198,153)	(22,244)
(2,795,136)	Reserves	(2,799,720)	(4,584)
<b>(4,971,045)</b>	<b>TOTAL EQUITY</b>	<b>(4,997,873)</b>	<b>(26,828)</b>

## Balance Sheet

### Comparison to June 2023 Actual

1. The decrease in cash and cash equivalents to \$28.5 million is due mainly to the reduction in term deposits to fund YTD capital expenditure and creditor payments.
2. The increase in trade and other receivables over 2022–23 levels is mainly due to an increase in rates debtors (\$230.6 million) and fire service levy debtor (\$41.8 million). This will decrease through the year as rates and the fire service levies are received. Assets held for sale (\$31 million) at June 2023 have mostly settled, with a balance of \$3.5 million remaining.
3. Other Assets have decreased as part of the Southern Site high power cable prepayment was expensed, which is partially offset by MAV insurance premiums recognised in August.
4. Trade and other payables have increased due to rates in advance (\$184.7 million) which is partially offset by current accruals and income in advance (\$42.4 million) and a reduction in creditors (\$10.3 million).
5. Trust funds and deposits are higher due to fire service levy payable (\$45.7 million).
6. The net increases in infrastructure, property plant and equipment, investment property assets, and intangible assets of \$51.7 million reflects current activity of capitalisation of projects and value of works accruals taken up in the first half of the financial year.

2022-23 Actual (\$'000)	Statement of Cash Flows	2023-24 Actual (\$'000)
	<b>Cashflows from Operating Activities</b>	
	<b>Receipts</b>	
352,659	Rates and charges	164,415
47,083	Statutory fees and fines	40,550
66,797	User fees	25,571
30,931	Grants - operating	6,074
15,360	Grants - capital	8,536
7,723	Contributions - monetary	2,563
1,234	Interest	1,281
38	Dividends	50
6,330	Trust funds and deposits taken	(2,595)
12,280	Other receipts	5,635
16,282	Contributions on Public Open Spaces (Reserve)	4,793
<b>556,716</b>		<b>256,873</b>
	<b>Payments</b>	
(187,769)	Employee Costs	(100,777)
(218,151)	Materials & Services	(140,267)
(34,118)	Other Payments	(11,048)
<b>(440,038)</b>		<b>(252,092)</b>
<b>116,678</b>	<b>Net Cash Inflow / (Outflow) from Operating Activities</b>	<b>4,781</b>
	<b>Cashflows from Investing Activities</b>	
(165,719)	Payments for property, infrastructure, plant & equipment	(99,904)
0	Purchase of Munro Community Hub	0
(0)	Proceeds from sale of property, infrastructure, plant & equipment	29,349
0	TD Deposit Reclassification	0
<b>(165,719)</b>	<b>Net Cash Inflow / (Outflow) from Investing Activities</b>	<b>(70,555)</b>
	<b>Cashflows from Financing Activities</b>	
(35,000)	Repayment of borrowings	0
145,000	Proceeds from borrowings	0
(519)	Finance Costs	(2,516)
(165)	Interest paid - Lease Liability	(78)
(2,285)	Repayment of Lease Liability	(1,417)
<b>107,031</b>	<b>Net Cash Inflow / (Outflow) from Financing Activities</b>	<b>(4,011)</b>
<b>57,990</b>	<b>Net Cash Inflow / (Outflow) from all Activities</b>	<b>(69,785)</b>
39,800	Cash at beginning of the financial period	97,790
97,790	Cash at the end of Dec-23	28,005
<b>57,990</b>	<b>Movement in cash equivalents</b>	<b>(69,785)</b>

2022-23 Actual (\$'000)	Statement of Cash Flow (reconciliation)	2023-24 Actual (\$'000)
8,681	<b>Net Surplus (exc Public Open Space Contributions)</b>	22,038
	<b>Add Back Non-Cash Items</b>	
80,571	Depreciation/Amortisation	42,991
6,385	WIP expense reclassification	0
(5,713)	Fair value adjustments for investment property	0
57	Profit/(loss) on disposal of property, plant and equipment	(1,779)
<b>89,982</b>	<b>Operating Surplus/(Deficit) before Non cash items</b>	<b>63,250</b>
7,448	Net Movement in Working Capital	(67,255)
(165,720)	Capital Expenditure	(99,920)
(0)	Proceeds from sale of assets	29,349
16,282	Contributions on Public Open Spaces (Reserve)	4,793
0	TD Deposit Reclassification	0
145,000	Proceeds from borrowings	0
(35,000)	Repayment of borrowings	
<b>57,990</b>	<b>Net Cash inflow/(outflow)</b>	<b>(69,785)</b>

For year to date, Council has a total cash outflow of \$69.8 million which is primarily comprised of:

- An operating surplus of \$63.3 million
- A net outflow of working capital of \$67.3 million
- Capital expenditure of \$99.9 million
- Proceeds from sale of assets \$29.3 million relates to properties held for sale at 30 June and now settled:
  - 47-49 Canning St, Carlton \$3.18 million
  - 505-513 Abbotsford St, North Melbourne \$2.10 million
  - 100-101 A'Beckett St, Melbourne \$7.55 million
  - 132 Kavanagh St, Southbank \$16.50 million
- Public Open Space Contributions of \$4.8 million

2022-23 Actual (\$'000)	2023-24 Budget (\$'000)	Income Statement		FY 2023-24 (\$'000)		
				Budget	Actual	Variance
			<b>REVENUE</b>			
349,163	376,604	Ref 3.1	Rates and charges	191,037	191,302	265
			Statutory fees and fines			
31,953	39,094	Ref 3.2	Parking fines	17,821	17,335	(486)
16,759	17,078	Ref 3.3	Other	9,293	11,046	1,753
			User fees			
45,647	50,950	Ref 3.4	Parking	24,601	23,165	(1,436)
24,862	27,096	Ref 3.5	Other	13,077	14,636	1,559
32,090	27,776	Ref 3.6	Grants - operating	18,715	10,765	(7,950)
23,679	31,198	Ref 3.7	Grants - capital	12,338	13,699	1,361
24,005	24,150	Ref 3.8	Contributions - monetary	12,655	7,356	(5,299)
13,552	16,468	Ref 3.9	Other income	5,765	6,967	1,203
<b>561,710</b>	<b>610,414</b>		<b>Total Revenue</b>	<b>305,302</b>	<b>296,271</b>	<b>(9,030)</b>
			<b>EXPENDITURE</b>			
190,853	206,589	Ref 4.1	Employee benefit expense	101,152	97,552	3,600
221,263	238,035	Ref 4.2	Materials and services	114,011	113,079	932
12,627	12,538	Ref 4.3	Bad and doubtful debts	5,770	2,539	3,231
80,571	84,055	Ref 4.4	Depreciation and amortisation	42,028	42,991	(963)
519	3,100	Ref 4.5	Borrowing Costs	1,565	2,516	(951)
11,152	12,905	Ref 4.6	Other expenses	5,342	5,068	274
25,416	26,371	Ref 4.7	Grants and contributions	15,031	7,475	7,556
0	0		Impairment Loss	0	0	0
<b>542,401</b>	<b>583,593</b>		<b>Total Operating Expenditure</b>	<b>284,900</b>	<b>271,220</b>	<b>13,679</b>
(57)	1,615		Net gain/(loss) on disposal of property, infra, plant and equipment	1,615	1,779	164
5,713	0		Fair value adjustments for investment properties	0	0	0
0	0		Contributions - non monetary	0	0	0
0	0		Writedown on Investment	0	0	0
<b>24,965</b>	<b>28,436</b>		<b>Profit/(Loss)</b>	<b>22,017</b>	<b>26,830</b>	<b>4,813</b>
(44,849)	(44,323)		Less External Contributions to Capital	(23,194)	(18,808)	4,386
(5,713)	0		Less Gain on Investment Revaluation	0	0	0
0	0		Less Contributed Assets	0	0	0
57	(1,615)		Net gain/(loss) on disposal of property, infra, plant and equip	(1,615)	(1,779)	(164)
<b>(25,540)</b>	<b>(17,502)</b>		<b>Underlying Surplus/(Deficit)</b>	<b>(2,792)</b>	<b>6,242</b>	<b>9,034</b>

### Analysis of Revenue Variances

<b>Budget \$305.3m</b>	<b>Actual \$296.3m</b>	<b>Variance \$9m Unfavourable</b>
------------------------	------------------------	-----------------------------------

<b>3.1 Rates and charges</b>	<b>0.1% Variance</b>	<b>\$0.3m Fav</b>
This favourable variance is due mainly to higher waste management supplementary charges.		
<b>3.2 Parking fines</b>	<b>-2.7% Variance</b>	<b>\$0.5m Unfav</b>
Parking Fines are unfavourable due to December volumes being lower than the expected historic patterns.		
<b>3.3 Other statutory fees and fines</b>	<b>18.9% Variance</b>	<b>\$1.8m Fav</b>
This favourable variance is primarily due to higher than expected statutory planning fee volumes (mainly Construction Zone and Road Management Act Consent Fees), increases in general fines and Food & Health Act registrations income.		
<b>3.4 Parking fees</b>	<b>-5.8% Variance</b>	<b>\$1.4m Unfav</b>
Unfavourable variance in Parking Meter income due to lower tow related income, and lower than expected income from Council House Car Park revenues.		
<b>3.5 Other user fees</b>	<b>11.9% Variance</b>	<b>\$1.6m Fav</b>
This favourable variance is due to higher than expected events (eg Now or Never event) related fees revenue and higher volume of space occupancy rental fees.		
<b>3.6 Grants – operating</b>	<b>-42.5% Variance</b>	<b>\$8m Unfav</b>
Below budget revenue recognition for MCRF is in line with lower expenditure (per below).		
<b>3.7 Grants – capital</b>	<b>11% Variance</b>	<b>\$1.4m Fav</b>
This variance mainly relates to grant funds for various projects.		
<b>3.8 Contributions – monetary</b>	<b>-41.9% Variance</b>	<b>\$5.3 Unfav</b>
Unfavourable variance is due to lower Public Open Space (POS) contributions (subject to timing of construction project activity).		
<b>3.9 Other income</b>	<b>20.9% Variance</b>	<b>\$1.2m Fav</b>
This favourable variance comprises higher interest revenue and ground hire fees.		

### Analysis of Expense Variances

<b>Budget \$284.9m</b>	<b>Actual \$271.2m</b>	<b>Variance \$13.7m Favourable</b>
------------------------	------------------------	------------------------------------

**4.1 Employee benefit expense** **3.6% Variance** **\$3.6m Fav**

This favourable variance is largely due to the level of vacant positions held across the organisation. This has been partially offset by agency costs included in materials and services.

**4.2 Materials & Services** **0.8% Variance** **\$0.9m Fav**

Favourable variance due to lower expenses comprising street cleaning (\$1.5 million), IT (\$1 million), maintenance (\$1.4 million) and other contractors (\$0.4 million), has been partially offset by higher agency costs (\$3.4 million).

**4.3 Bad and doubtful debts** **56% Variance** **\$3.2m Fav**

Favourable variance due to lower than expected PINs provisioning.

**4.4 Depreciation and amortisation** **-2.3% Variance** **\$1m Unfav**

Unfavourable variance is due to timing of capitalisation of capital works budget.

**4.5 Borrowing Costs** **-60.8% Variance** **\$1m Unfav**

The unfavourable variance is driven by long term borrowing borrowings in place since June 2023.

**4.6 Other Expense** **5.1% Variance** **\$0.3m Fav**

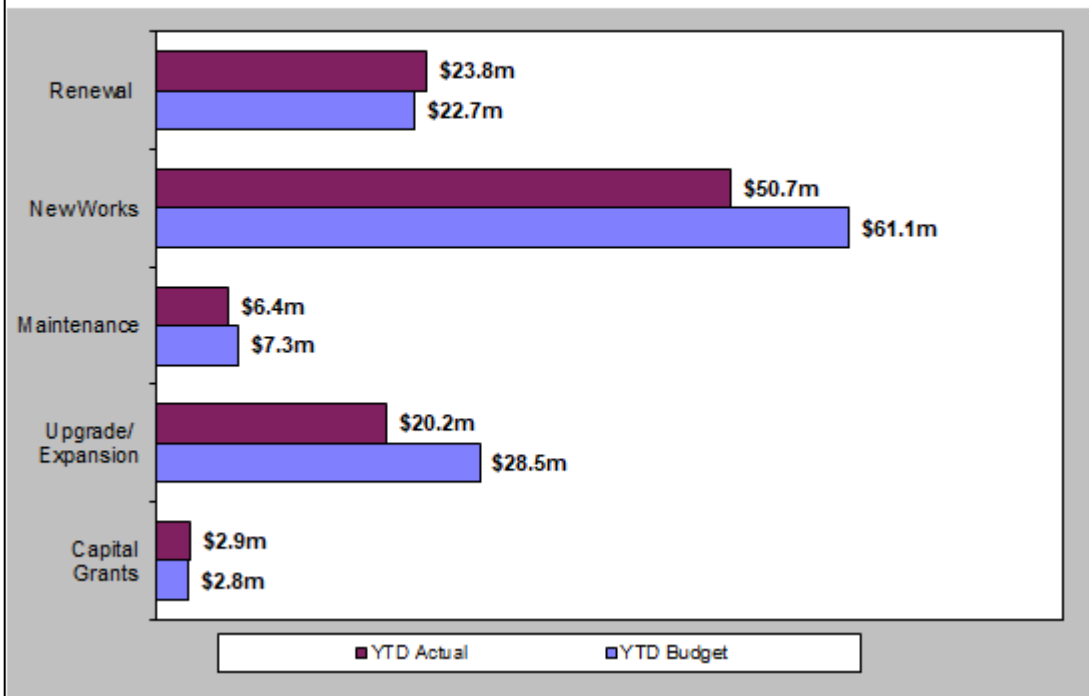
This favourable variance is due to higher than expected landfill levy costs.

**4.7 Grants and contributions** **50.3% Variance** **\$7.6m Fav**

This favourable variance is due to timing of MCRF expenditure.



### Council Works – Expenditure





Period: Dec-23

Council Works Area	2023-24 (\$'000)		
	Budget	Actual	Variance
<b>Maintenance</b>			
Capital Grants	2,800	2,902	(102)
Maintenance	7,262	6,381	881
<b>Total Maintenance</b>	<b>10,062</b>	<b>9,283</b>	<b>778</b>
<b>Capital Works</b>			
Expansion	3,618	2,646	972
Upgrade	24,878	17,592	7,286
New Works	61,148	50,692	10,456
Renewal	22,715	23,815	(1,099)
<b>Total Capital Expenditure</b>	<b>112,359</b>	<b>94,744</b>	<b>17,615</b>
<b>Total Council Works Program</b>	<b>122,421</b>	<b>104,027</b>	<b>18,394</b>

### Investment Portfolio Performance

The Investment Portfolio returned \$3.9 million for the first half of the financial year, \$1.2 million above the first half budget for FY2023–24 of \$2.7 million.

- Investment Properties - returned \$0.2 million favourable against YTD Budget due to higher commercial rental income of \$60K and expense savings of \$160K.
- Car Parks – overall unfavourable against YTD Budget by \$0.1 million from Council House and Elgin St.
- Subsidiaries – returned \$28K favourable to budget due to higher payroll tax from Citywide and \$13K higher annual dividend from Procurement Australia.
- Cash Investments – interest income was favourable to budget by \$1.2 million due to higher interest rates and high cash balances resulting from the borrowings of \$110 million drawn down in June 2023.



## Public Open Space Contributions

DATE PAID	SUBDIVISION REG. NO	ADDRESS OF DEVELOPMENT	SUBURB	Proposed Fee Figure
09/08/2023	SA-2023-1	332-346 La Trobe Street	MELBOURNE	\$3,883,000
24/08/2023	SA-2023-7	127-153 Stanley Street	WEST MELBOURNE	\$750,000
01/12/2023	SA-2023-32	101-107 Rosslyn Street	WEST MELBOURNE	\$160,000
			<b>Total</b>	<b>\$4,793,000</b>

## SUPPLEMENTARY VALUATIONS REPORT

Supplementary valuations are undertaken for a variety of reasons and these are prescribed in the *Valuation of Land Act 1960*. Pursuant to the Council resolution of February 2013, supplementary valuations are reported quarterly to Council.

In the Oct to Dec 2023 quarter there were three supplementary valuation returns processed; the year to date total of supplementary valuations is as follows:

Supplementary Valuations	2023-24 Annual Budget	2023-24 Year to date	July 2023 Return	Sep 2023 Return	Oct 2023 Return	Nov 2023 Return
Effective Date			01-Jul-23	01-Sep-23	03-Oct-23	01-Nov-23
Qtr. Processed			Jul-Sep 2023	Oct-Dec 2023	Oct-Dec 2023	Oct-Dec 2023
<b>General Rates</b>						
Exemptions	-800,000.00	-196,350.86	-154,297.44	-3,075.48	-3,128.85	-35,849.09
Objections	-900,000.00	-274,826.14	2,063.20	-31,823.98	-244,946.74	-118.62
New Rates	7,000,000.00	5,020,720.80	3,550,602.86	1,060,897.54	351,559.71	57,660.69
<b>Total</b>	<b>5,300,000.00</b>	<b>4,549,543.80</b>	<b>3,398,368.62</b>	<b>1,025,998.08</b>	<b>\$103,484.12</b>	<b>\$4,527,850.82</b>
<b>Waste Charges</b>						
		4,055,298.02	2,912,773.75	262,215.05	846,776.67	33,532.55
<b>Total</b>		<b>8,604,841.82</b>	<b>6,311,142.37</b>	<b>1,288,213.13</b>	<b>950,260.79</b>	<b>4,561,383.37</b>

Quarterly Totals	2023-24 Annual Budget	2023-24 Year to date	Jul-Sep 2023	Oct-Dec 2023
	\$M	\$M	\$M	\$M
<b>General Rates</b>	5.30	4.55	3.40	1.15
<b>Waste Charges</b>		4.05	2.91	1.14
		<b>\$8.60</b>	<b>\$6.31</b>	<b>\$2.29</b>

As detailed above the net effect of supplementary valuations is an increase of \$2.3 million in general rates and waste service charges for the Oct to Dec 2023 period.

A review of properties not receiving waste services conducted since July 2023 found a number of these properties are being serviced by CoM. These properties account for \$2.8 million of the \$4.1 million waste charges raised to date. The remaining \$1.3 million is due to normal supplementary valuations.

Of \$4.1 million raised to date, \$3.6 million has been transferred to the Income in advance - Waste Levy account. These funds may be required in the 2023–24 financial year which will be determined at year end upon reconciliation of waste expenditures against waste revenue charges.

The financial impact of each category of general rates is detailed in Attachment 9.

Summary of supplementary valuations highlights to date

Category/Supp Return	Address	Description	General Rates	Waste Charges	Total Rates & Charges	Change In NAV
			\$'000	\$'000	\$'000	\$'000
<b>Exemptions</b>						
July 2023 Supp 1	259-263 Collins Street MELBOURNE	Occupied by exempt educational institution	-34.6	-1.5	-36.1	0.0
July 2023 Supp 1	100-186 La Trobe Street MELBOURNE	Occupied by exempt educational institution	-22.8	-4.1	-26.9	0.0
July 2023 Supp 1	11-15 Lloyd Street WEST MELBOURNE	Tenant vacated VicTrack property	-18.6	-0.8	-19.4	0.0
July 2023 Supp 1	Part Level 3 271 Collins Street MELBOURNE	Level 3 north floor plate occupied by CoM	-17.5	-3.5	-21.0	0.0
July 2023 Supp 1	52-60 Chetwynd Street WEST MELBOURNE	Occupied by exempt educational institution	-16.3	-0.4	-16.7	0.0
July 2023 Supp 1	Level 4 399 Lonsdale Street MELBOURNE	Occupied by exempt educational institution	-16.3	-3.4	-19.7	0.0
July 2023 Supp 1	Various other properties (6)		-28.2	-2.3	-30.5	816.0
Sep 2023 Supp 2	88 Neill Street CARLTON	Occupied as a Minister's Residence	-3.1	-0.4	-3.5	0.0
Sep 2023 Supp 2	Various other properties (3)		0.0	0.0	0.0	15.5
Oct 2023 Supp 3	Shop 34, Ground Union House Building 130 230 Grattan Street PARKVILLE	Rateable occupier vacated	-5.0	-0.8	-5.8	0.0
Oct 2023 Supp 3	Various other properties (2)		0.0	0.0	0.0	656.3
Nov 2023 Supp 4	Level 8-9 200 Victoria Parade EAST MELBOURNE	Office occupied by exempt tenant	-31.3	-6.2	-37.5	0.0
Nov 2023 Supp 4	28 Shiel Street NORTH MELBOURNE	Part of the property is occupied by an exempt tenant	-2.1	-0.4	-2.5	
Nov 2023 Supp 4	Various other properties (2)		-2.5	0.0	-2.5	78.3
<b>Total Exemptions</b>			<b>-198.3</b>	<b>-23.8</b>	<b>-222.1</b>	<b>1,566.1</b>
<b>Objections</b>						
July 2023 Supp 1	376-378 Bourke Street MELBOURNE	VCAT or Court Order	-2.6	0.0	-2.6	0.0
July 2023 Supp 1	597-603 Lonsdale Street MELBOURNE	VCAT or Court Order	-2.5	-0.5	-3.0	-59.0
July 2023 Supp 1	Various other properties (6)		7.1	-0.5	6.6	0.0
Sep 2023 Supp 2	704-744 Lorimer Street PORT MELBOURNE	Objection	-30.8	-1.1	-31.9	0.0
Sep 2023 Supp 2	258-274 Collins Street MELBOURNE	VCAT or Court Order	-1.0	0.0	-1.0	0.0
Oct 2023 Supp 3	597-603 Lonsdale Street MELBOURNE VIC 3000	Sales evidence supports a reduction in valuation	-8.6	-0.3	-8.9	0.0
Oct 2023 Supp 3	328-348 Spencer Street WEST MELBOURNE VIC 3003	Planning amendments affected the development potential.	-236.3	-37.6	-273.9	0.0
Nov 2023 Supp 4	Citilink Industrial Estate 329-349 Ingles Street PORT MELBOURNE VIC 3207	VCAT or Court Order	-0.1	0.0	-0.1	0.0
<b>Total Objections</b>			<b>-274.8</b>	<b>-40.0</b>	<b>-314.8</b>	<b>-59.0</b>
<b>New Rates</b>						
<b>New Developments</b>						
July 2023 Supp 1	244-276 Spencer Street MELBOURNE	Construction of two major residential buildings	1,571.2	831.1	2,402.3	41,417.5
July 2023 Supp 1	539-557 Collins Street MELBOURNE	Construction of an office building	670.8	138.1	808.9	15,882.0
July 2023 Supp 1	200-222 Victoria Parade EAST MELBOURNE	Construction of an office building	176.4	34.3	210.7	4,176.0
July 2023 Supp 1	293-303 La Trobe Street MELBOURNE	Construction of a student accommodation building	175.6	-9.3	166.3	4,762.8
July 2023 Supp 1	45-55 Dudley Street WEST MELBOURNE	Construction of a residential development	143.7	-6.8	136.9	3,888.0
July 2023 Supp 1	60 Waterfront Way DOCKLANDS	Construction of a hotel	134.7	27.7	162.4	3,188.3
July 2023 Supp 1	17-23 Wills Street MELBOURNE	Construction of a student accommodation building	134.0	-7.5	126.5	3,639.0
July 2023 Supp 1	192-204 A'Beckett Street MELBOURNE	Construction of a student accommodation building	131.7	-10.8	120.9	3,623.8
July 2023 Supp 1	404-418 Spencer Street WEST MELBOURNE	Construction of a new residential development	121.0	-3.5	117.5	3,243.3
July 2023 Supp 1	Various other properties (12)		252.4	21.3	273.7	6,393.1
Sep 2023 Supp 2	111-125 A'Beckett Street MELBOURNE	Stage 2- 432 Resi Lots, 1 Childcare Facility & 3 Shops	498.2	184.3	682.5	15,800.3
Sep 2023 Supp 2	268-296 Adderley Street WEST MELBOURNE	Construction of a residential building	164.4	42.4	206.8	5,337.5
Sep 2023 Supp 2	35-51 Hancock Street SOUTHBANK	Construction of a residential building	127.2	-0.8	126.4	4,049.8
Sep 2023 Supp 2	140-146 King Street MELBOURNE	Construction of a hotel service apartment	122.1	25.1	147.2	3,479.3
Sep 2023 Supp 2	37-49 Galada Avenue PARKVILLE	Construction of a gov't housing building	62.2	0.0	62.2	1,979.7
Sep 2023 Supp 2	543-549 Elizabeth Street MELBOURNE	Construction of a 55 unit BTR development	32.8	9.4	42.2	1,077.2
Sep 2023 Supp 2	1 Lennon Street WEST MELBOURNE	Construction of a warehouse building	27.3	4.6	31.9	779.2
Sep 2023 Supp 2	695-703 Collins Street DOCKLANDS	Stage 2 - 1 commercial Lot, 146 carspaces, 4 stage lots	14.3	0.0	14.3	407.0
Oct 2023 Supp 3	295-309 King Street MELBOURNE	Subdivision of S4 into 240 residential, 3 retail & 35 carspaces	241.9	-4.7	237.2	8,683.5
Oct 2023 Supp 3	135-157 Hawke Street WEST MELBOURNE	Construction of a Built To Rent building	83.2	-4.6	78.6	3,041.3
Oct 2023 Supp 3	367-375 Little Lonsdale Street MELBOURNE	Subdivision of lot S106 into 7 residential lots	16.3	2.2	18.5	581.3
Nov 2023 Supp 4	127-153 Stanley Street WEST MELBOURNE	Staged Subdivision creating 12 Residential Lots & 1 Stage Lot (S2)	14.9	-4.4	10.5	680.0
Nov 2023 Supp 4	Various other properties (2)		2.3	0.5	2.9	92.8
			<b>4,918.6</b>	<b>1,268.6</b>	<b>6,187.3</b>	<b>136,202.7</b>

Category/Supp Return	Address	Description	General Rates	Waste Charges	Total Rates & Charges	Change In NAV
New Rates			\$'000	\$'000	\$'000	\$'000
<b>Exempt properties becoming rateable</b>						
July 2023 Supp 1	194-204 Lorimer Street DOCKLANDS	Development Victoria sold property to a rateable entity	40.0	8.2	48.2	0.0
July 2023 Supp 1	65-69 Laurens Street NORTH MELBOURNE	VicTrack property leased by a rateable tenant	10.0	2.0	12.0	0.0
July 2023 Supp 1	Various other properties (4)		26.0	5.5	31.5	18.3
Sep 2023 Supp 2	Level 4 470 Collins Street MELBOURNE	Exempt occupier vacated	7.6	1.6	9.2	0.0
Sep 2023 Supp 2	13-15 Cobden Street NORTH MELBOURNE	Title transferred, new owner is rateable.	3.7	0.8	4.5	9.8
Sep 2023 Supp 2	40-42 Villiers Street NORTH MELBOURNE	Occupied by rateable tenants	3.7	0.8	4.5	0.0
Sep 2023 Supp 2	540 Victoria Parade EAST MELBOURNE	Residential unit no longer exempt	2.2	0.0	2.2	-12.5
Oct 2023 Supp 3	174-178 Victoria Parade EAST MELBOURNE	Exempted occupier vacated	11.4	-1.3	10.1	11.8
Oct 2023 Supp 3	80-90 The Avenue PARKVILLE	Private individuals are occupying Melb Uni units	9.7	1.4	11.1	0.0
Oct 2023 Supp 3	47-49 Canning Street CARLTON	CoM property sold to a private entity	4.8	0.3	5.1	0.0
Nov 2023 Supp 4	646-666 Flinders Street DOCKLANDS	Sold by Development Victoria now rateable	25.1	5.2	30.3	0.0
Nov 2023 Supp 4	29-37 Simpson Street EAST MELBOURNE	Exempt occupier has vacated, now rateable	19.9	0.0	19.9	-23.0
Nov 2023 Supp 4	52-54 Barry Street CARLTON	Exempt occupier has vacated, now rateable	5.5	0.3	5.8	0.0
			<b>169.6</b>	<b>24.8</b>	<b>194.4</b>	<b>4.4</b>
<b>Correction to valuations and valuation models</b>						
July 2023 Supp 1	147-185 William Street MELBOURNE	Occupancy realignment	89.3	18.4	107.7	2,115.3
July 2023 Supp 1	Fed Square 2 Swanston Street MELBOURNE	Corrections to valuations	19.4	2.0	21.4	2,891.5
July 2023 Supp 1	Various other properties (88)		-122.2	-20.2	-142.4	-3,882.9
Sep 2023 Supp 2	378-392 La Trobe Street MELBOURNE	Occupancy realignment	6.6	1.4	8.0	187.5
Sep 2023 Supp 2	167-173 Collins Street MELBOURNE	Occupancy realignment	2.8	0.6	3.4	79.3
Sep 2023 Supp 2	1000 La Trobe Street DOCKLANDS	Occupancy realignment	-70.4	0.8	-69.6	-2,006.5
Sep 2023 Supp 2	Various other properties (22)		-16.3	-20.3	-36.6	-1,280.7
Oct 2023 Supp 3	408-410 Collins Street MELBOURNE	Occupancy realignment	1.2	0.2	1.4	37.3
Oct 2023 Supp 3	Various other properties (52)		-15.1	-2.0	-17.0	-520.5
Nov 2023 Supp 4	Various other properties (21)		-23.8	0.9	-22.9	-61.4
			<b>-128.5</b>	<b>-18.2</b>	<b>-146.7</b>	<b>-2,441.1</b>
<b>Property alterations; refurbishments; extensions; change of use &amp; other improvements</b>						
July 2023 Supp 1	611-669 Elizabeth Street MELBOURNE	Completion of an office building and adjust to valuations	31.6	-0.5	31.1	747.0
July 2023 Supp 1	332 St Kilda Road SOUTHBANK	Refurbishment of building	21.8	4.2	26.0	516.5
July 2023 Supp 1	620-632 Little Bourke Street MELBOURNE	Plan of subdivision to create two lots	19.2	3.9	23.1	454.0
July 2023 Supp 1	10-16 McKillop Street MELBOURNE	Refurbishment and addition of levels of an office building	14.1	2.9	17.0	334.7
July 2023 Supp 1	Various other properties (125)		-110.0	-14.5	-124.5	-922.9
Sep 2023 Supp 2	174-192 Exhibition Street MELBOURNE	Refurbishment project on Rydges Hotel	50.8	10.5	61.3	1,447.5
Sep 2023 Supp 2	434-444 Macaulay Road KENSINGTON	Consolidation of 402-432 and 434-444 Macaulay Road	-4.5	-0.3	-4.8	0.0
Sep 2023 Supp 2	Holiday Inn on Flinders 561-585 Flinders Lane MELBOURNE	Refurbishment of the hotel	13.2	2.7	15.9	377.5
Sep 2023 Supp 2	67-69 City Road SOUTHBANK	Consolidation of 63-65 and 67-69 City Rd	-11.3	-2.3	-13.6	-323.5
Sep 2023 Supp 2	Various other properties (25)		24.3	6.3	30.6	849.3
Oct 2023 Supp 3	42W Toorak Road SOUTH YARRA	Refurbishment and additions to property	1.5	0.0	1.5	54.0
Oct 2023 Supp 3	Various other properties (11)		-1.6	-14.4	-15.9	66.9
Nov 2023 Supp 4	44 Adams Street SOUTH YARRA	Conversion to a single dwelling	2.3	0.0	2.3	93.3
Nov 2023 Supp 4	Substation 11-27 Tavistock Place MELBOURNE	Change of use from substation to office	11.1	2.3	13.4	395.0
Nov 2023 Supp 4	Various other properties (2)		0.4	-0.3	0.2	26.7
			<b>63.0</b>	<b>0.6</b>	<b>63.5</b>	<b>4,116.0</b>
<b>Properties added to the waste collection service.</b>						
July 2023 Supp 1	59 properties assigned a waste charge as at 1 July 2023		0.0	1,903.2	1,903.2	0.0
Sep 2023 Supp 2	Correction to waste charges		0.0	-3.8	-3.8	0.0
Oct 2023 Supp 3	Correction to waste charges		0.0	908.3	908.3	0.0
Nov 2023 Supp 4	Correction to waste charges		0.0	35.6	35.6	0.0
			<b>0.0</b>	<b>2,843.2</b>	<b>2,843.2</b>	<b>0.0</b>
<b>Total New Rates &amp; Charges</b>			<b>5,022.7</b>	<b>4,119.1</b>	<b>9,141.8</b>	<b>137,882.0</b>
<b>Total Supplementary Valuations for General Rates and Charges</b>			<b>4,549.6</b>	<b>4,055.3</b>	<b>8,604.9</b>	<b>139,389.0</b>